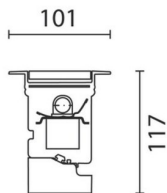


Last information update: May 2024

**Product configuration: BN00+BZV1.00**BN00: Linear Recessed - Neutral White LED - Electronic control gear 220-240V ac - L=1129 mm - R13 anti-slip glass - Flood Optic  
BZV1.00: Casing - L=1110 - Indeterminate**Product code**

BN00: Linear Recessed - Neutral White LED - Electronic control gear 220-240V ac - L=1129 mm - R13 anti-slip glass - Flood Optic

**Attention! Code no longer in production****Technical description**

Direct light luminaire, designed to use monochrome LED lamps. Ground-, wall- and ceiling-recessed. Consists of a body and outer casing for installation, to be ordered separately. Extruded aluminium body, with die-cast aluminium end caps complete with silicone seals. Coated with liquid acrylic paint with a high level of weather and UV ray resistance. Lower PPS (polyphenylene sulfide) power box. The top of the optical assembly is closed by an 8 mm thick anti-slip glass screen (conforming to class R13 in accordance with DIN 51130), fixed with silicone. Complete with multi-LED power plate in Neutral White. Fitted with a PMMA diffusing filter and optics with plastic (methacrylate) lens for Flood lighting. The lower box has two PG11 nickel-plated brass cable glands for pass-through wiring, suitable for cables Ø6.5-11 mm. To fix the optical assembly to the outer casing the product has a quick coupling system using Allen keys. Outer casing for installation made of aluminium with technopolymer covers, to be ordered separately. All external screws used are made of A2 stainless steel. The luminaire technical characteristics conform to EN 60598-1 standards and particular requirements.

**Installation**

Ground- and wall-recessed using the outer casing, to be ordered separately. For ground installation a drainage channel must be created or gravel inserted for drainage under the outer casing before installation, to guarantee the degree of protection stated. For ceiling-mounting with plasterboard panels (1-30 mm thick), make the preparation openings as indicated in the instructions sheet and use the accessory with code 5926 (kit containing steel cables with reinforcement plates).

**Colour**

Grey (15)

**Weight (Kg)**

3.8

**Mounting**

wall recessed|ceiling recessed|ground recessed

**Wiring**

Equipped with electronic control gear 220-240V ac, 50/60Hz contained in the luminaire. For electrical connection the product has a lower box holding the terminal board (2-pin, max. 6mm<sup>2</sup>) and double cable glands for pass-through wiring.

**Notes**

Product complete with LED lamp. The frame, glass, optical assembly and outer casing together guarantee a maximum static load resistance of 1000 kg.

Complies with EN60598-1 and pertinent regulations

**Accessory code**

BZV1.00: Casing - L=1110 - Indeterminate

**Technical description**

Aluminium outer casing L=1110 mm complete with technopolymer side and upper caps and membrane cable glands. The side caps are supplied with openable circular walls to facilitate the insertion of corrugated tubes (passage of power cables). To be used on recessed Linealuce Compact modules L=1129 mm

**Installation**

For ground- or wall-recessed installation with cast cement/concrete or other suitable material. For ground installation a drainage channel must be created (positioned below the special holes) or gravel inserted for drainage under the outer casing before installation, to guarantee the degree of protection stated.

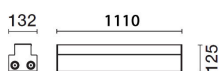
**Colour**

Indeterminate (00)

**Weight (Kg)**

1.95

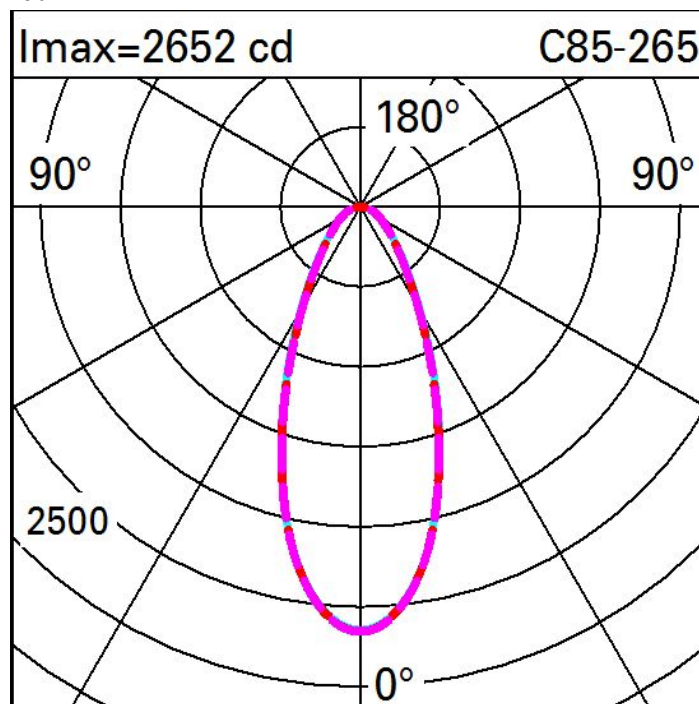
Complies with EN60598-1 and pertinent regulations



#### Technical data

Im system:	2136	Colour temperature [K]:	4000
W system:	37	MacAdam Step:	3
Im source:	4450	Life Time LED 1:	100,000h - L80 - B10 (Ta 25°C)
W source:	31	Life Time LED 2:	100,000h - L80 - B10 (Ta 40°C)
Luminous efficiency (Im/W, real value):	57.7	Voltage [Vin]:	230
Im in emergency mode:	-	Lamp code:	LED
Total light flux at or above an angle of 90° [Lm]:	0	Number of lamps for optical assembly:	1
Light Output Ratio (L.O.R.) [%]:	48	ZVEI Code:	LED
Beam angle [°]:	42°	Number of optical assemblies:	1
CRI (minimum):	80	Intervallo temperatura ambiente:	from -30°C to 50°C.

#### Polar



#### Illuminances

Lux											Wall distance = 1m	
3												
	1	3	8	22	52	77	52	22	8	3	1	
2	3	7	16	35	74	105	74	35	16	7	3	
	5	9	18	38	73	100	73	38	18	9	5	
1	5	9	17	35	66	87	66	35	17	9	5	
	5	9	17	33	54	69	54	33	17	9	5	
0												
	m	-2	-1	0	1	2	3					