
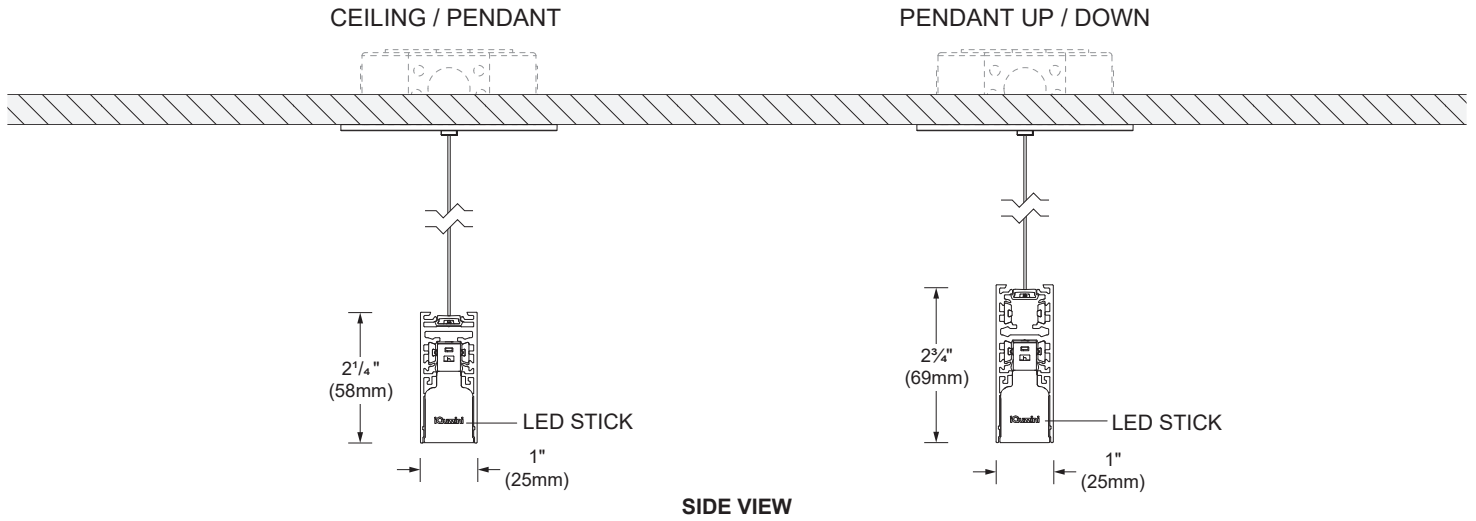


Linear lighting product with white monochromatic LEDs, polycarbonate diffuser screen and extruded aluminium body. To be installed on the Superrail 48V track system with a rapid tool-free connecting system. The adapter includes dimming capability allowing each light module to be adjusted separately.

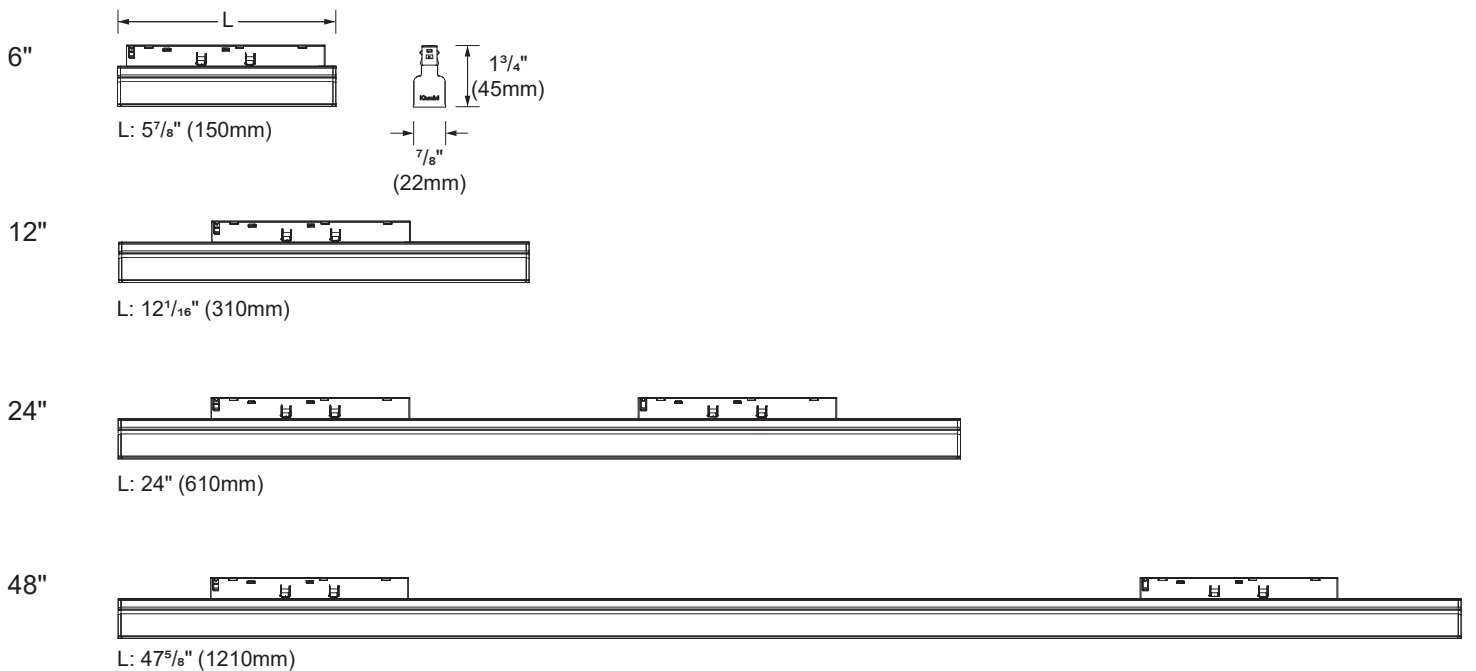
Luminaire characteristics:	Power input: 3.8W to 25W Lumens: 216lm to 1704lm (3000K, 90CRI) Luminaire efficacy: Up to 68lm/W
Source:	High efficiency LED (LM-80) 2700K: 90CRI, 3000K: 90CRI, 3500K: 90CRI, 4000K: 90CRI.
Lumen maintenance:	80% of initial lumens at 50 000 hours (L80)(LM-79)
Optics:	GL - General lighting with end cap and built in diffuser GN - General lighting without end cap and diffuser for continuous row application
Material:	Extruded aluminium, polycarbonate diffuser, thermoplastic adaptor
Mounting:	Mechanical fastening on Superrail
Electrical:	Superrail 48V track with remote power supply (Class 2 wiring).
Dimming:	0-10V single channel for complete track control. DALI individual fixture addressing and control. Refer to iGuzzini Superrail track specification for dimming options.
Finish:	Black or white (RAL9010) painted finish
Weight:	L150: 0.35lb (0.16kg) L310: 0.35lb (0.16kg) L610: 0.81lb (0.37kg) L1210: 1.30lb (0.59kg)
Warranty:	5 year limited warranty.
Rating:	IP20
Certification:	 cULus listed for dry location

DIMENSIONS



MODEL LENGTHS

NOMINAL
LENGTH



PHOTOMETRIC DATA

Visit iguzzini.com/us for complete photometric data.

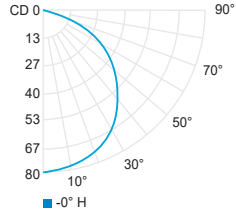
6" (150mm)



CCT (K)	CRI	LOAD (W)	OPTIC	LUMENS (lm)	EFFICACY (lm / W)	MAX CANDELA (cd)	MODELS
3000K	90	3.8W	General light	216	57	75.4	ILSK-SR-06-930-GL

*USE MULTIPLIER TABLE BELOW FOR OTHER CCT AND CRI OUTPUT DATA

General light pro (3000K, 90CRI)



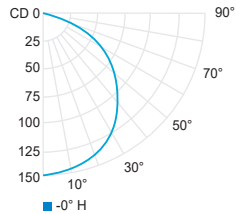
12" (310mm)



CCT (K)	CRI	LOAD (W)	OPTIC	LUMENS (lm)	EFFICACY (lm / W)	MAX CANDELA (cd)	MODELS
3000K	90	7.2W	General light	427	59	149	ILSK-SR-12-930-GL

*USE MULTIPLIER TABLE BELOW FOR OTHER CCT AND CRI OUTPUT DATA

General light pro (3000K, 90CRI)



CCT options	2700K	3000K	3500K	4000K
CRI options	90CRI	90CRI	90CRI	90CRI
Multiplier	0.93	1	1.03	1.06

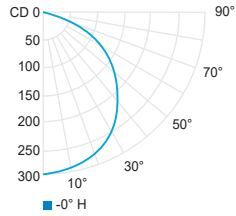
24" (610mm)



CCT (K)	CRI	LOAD (W)	OPTIC	LUMENS (lm)	EFFICACY (lm / W)	MAX CANDELA (cd)	MODELS
3000K	90	13.2W	General light	840	63	293	ILSK-SR-24-930-GL

*USE MULTIPLIER TABLE BELOW FOR OTHER CCT AND CRI OUTPUT DATA

General light pro (3000K, 90CRI)



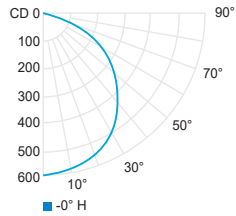
48" (1210mm)



CCT (K)	CRI	LOAD (W)	OPTIC	LUMENS (lm)	EFFICACY (lm / W)	MAX CANDELA (cd)	MODELS
3000K	90	25W	General light	1704	68	595	ILSK-SR-48-930-GL

*USE MULTIPLIER TABLE BELOW FOR OTHER CCT AND CRI OUTPUT DATA

General light pro (3000K, 90CRI)

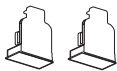


CCT options	2700K	3000K	3500K	4000K
CRI options	90CRI	90CRI	90CRI	90CRI
Multiplier	0.93	1	1.03	1.06

ACCESSORIES
(TO BE ORDERED SEPARATELY)

END CAP KIT FOR LED STICK
2 Pcs included

IPB54-01 - White



IPB54-02 - Black

IPB47 - Led stick opal diffuser, 16' (5m)



IPB48 - Led stick opal diffuser, 33' (10m)



IPC18 - Led stick opal diffuser, 66' (20m)



ORDERING INFO

ILSK - SR - - - -
FIXTURE

MODEL

ILSK-SR - Led stick

LENGTH

06 - (150mm)

12 - (310mm)

24 - (610mm)

48 - (1210mm)

LED

927 - 2700K, 90CRI

930 - 3000K, 90CRI

935 - 3500K, 90CRI

940 - 4000K, 90CRI

OPTICS

GL - General light with built in end caps and diffuser

GN - General light without end cap and diffuser for continuous row application ⁽¹⁾

FINISH ⁽²⁾

01 - White

02 - Black

⁽¹⁾ End cap and diffuser to be ordered separately

⁽²⁾ White diffuser with black or white trims