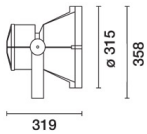


Last information update: November 2024

Product configuration: BV00

BV00: Spotlight with bracket - Neutral White COB LED - Integrated electronic control gear dimm DALI - Spot optic



Product code

BV00: Spotlight with bracket - Neutral White COB LED - Integrated electronic control gear dimm DALI - Spot optic

Technical description

Spotlight designed to use Neutral White COB LED lamps and a 12° spot optic. Can be installed at ground level, on walls (using screw anchors) and on pole mounting systems. Consists of an optic assembly, component box, glass-holder frame and bracket. The optical assembly, component box, and glass-holder frame are made of EN1706AC 46100LF aluminium alloy and subjected to a multi-step, pre-treatment process, in which the main phases are degreasing, fluorozirconation (a protective surface film) and sealing (with a nano-structured silane layer). The next painting stage consists of a primer and a liquid acrylic paint, cured at 150°C, with a high level of weather and UV ray resistance. The 4 mm thick, tempered, sodium-calcium, closing glass is colourless, transparent and a seal is included. The 50/60 Shore A silicone seal is subjected to a post-curing treatment, in an oven, for 4 hours at 220 °C. The glass unit is fixed to the frame with silicone. The product comes complete with a neutral white colour, monochrome COB LED circuit, an optic with a 99.93% super-pure aluminium reflector with a polished, anodized surface and built-in electronic ballast. Zinc-coated stainless steel ballast holding plate; simplified extraordinary maintenance thanks to quick-coupling connectors between the control gear and the LED and the control gear and the wiring terminal block. Painted aluminium alloy box and rear cover, complete with spacers and captive screws. The floodlight can be adjusted by ±115° in the vertical plane using a painted steel bracket, with a graduated scale showing 10° steps and mechanical stops to guarantee stable aiming of the beam of light. Horizontal aiming is performed using the holes and slots in the bracket. Access to the optical assembly is simpler thanks to a nickel-plated brass decompression valve which eliminates the product internal vacuum. Set up for pass-through wiring using a double M24x1.5 nickel-plated brass cable gland (suitable for cables with 7÷16mm diameter). All external screws used are made of A2 stainless steel and are of the captive type. The luminaire technical characteristics conform to EN60598-1 standards and particular requirements.

Installation

The luminaire can be floor, ceiling or wall-mounted using the supporting bracket fixed with screw anchors (Fisher type or similar) for concrete, cement and solid brick or various other available accessories. It can also be installed on MultiWoody, Citywoody and FrameWoody square structure pole systems.

Colour

White (01) | Black (04) | Grey (15) | Rust Brown (F5)

Weight (Kg)

7.6

Mounting

wall arm|pole arm|ground surface|wall surface|ground anchored|wall bracket|ceiling surface|u-bracket|pole-top

Wiring

Control gear complete with dimmable DALI electronic ballast (220÷240V ac 50/60Hz) and wiring terminal block.

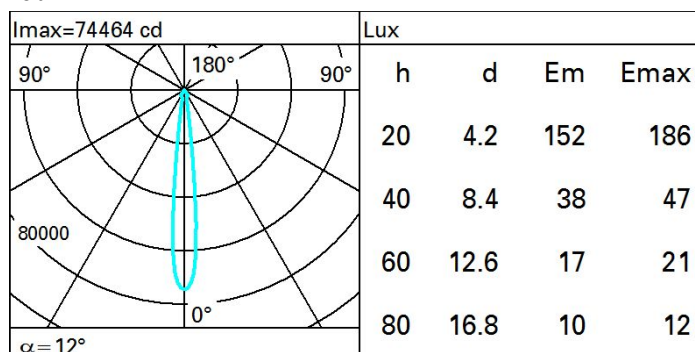
Complies with EN60598-1 and pertinent regulations



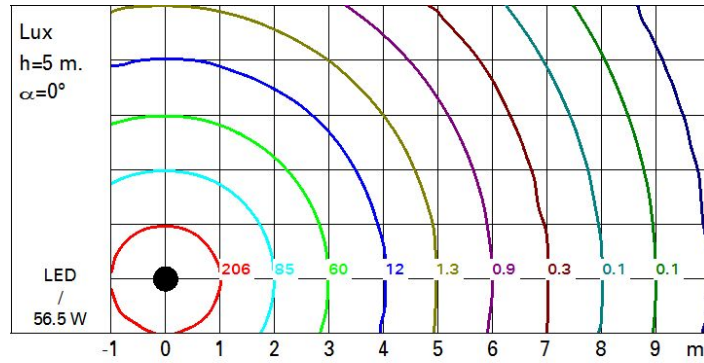
Technical data

Im system:	6388	Colour temperature [K]:	4000
W system:	56.5	MacAdam Step:	2
Im source:	8750	Life Time LED 1:	100,000h - L80 - B10 (Ta 25°C)
W source:	51	Life Time LED 2:	100,000h - L80 - B10 (Ta 40°C)
Luminous efficiency (Im/W, 113.1 real value):		Lamp code:	LED
Im in emergency mode:	-	Number of lamps for optical assembly:	1
Total light flux at or above an angle of 90° [Lm]:	0	ZVEI Code:	LED
Light Output Ratio (L.O.R.) [%]:	73	Number of optical assemblies:	1
Beam angle [°]:	12°	Intervallo temperatura ambiente:	from -30°C to 50°C.
CRI (minimum):	80	Control:	DALI-2

Polar



Isolux



UGR diagram

Corrected UGR values (at 8750 lm bare lamp luminous flux)											
Reflect.:		0.70	0.70	0.50	0.50	0.30	0.70	0.70	0.50	0.50	0.30
ceiling/cav											
walls											
work pl.											
Room dim											
x y		viewed crosswise					viewed endwise				
2H	2H	15.2	16.9	15.5	17.2	17.5	15.2	16.9	15.5	17.2	17.5
	3H	15.1	16.2	15.5	16.5	16.8	15.1	16.2	15.4	16.5	16.8
	4H	15.0	15.9	15.4	16.2	16.6	15.0	15.9	15.4	16.2	16.6
	6H	15.0	15.8	15.3	16.1	16.5	14.9	15.8	15.3	16.1	16.5
	8H	14.9	15.8	15.3	16.2	16.5	14.9	15.8	15.3	16.1	16.5
	12H	14.8	15.8	15.2	16.2	16.6	14.8	15.8	15.2	16.2	16.6
4H	2H	15.0	15.9	15.4	16.2	16.6	15.0	15.9	15.4	16.2	16.6
	3H	14.8	15.8	15.2	16.2	16.6	14.8	15.8	15.2	16.2	16.6
	4H	14.6	15.8	15.1	16.2	16.7	14.6	15.8	15.1	16.2	16.7
	6H	14.4	15.9	14.9	16.3	16.8	14.4	15.9	14.9	16.3	16.7
	8H	14.3	15.9	14.8	16.3	16.8	14.3	15.8	14.8	16.3	16.8
	12H	14.2	15.9	14.7	16.3	16.8	14.2	15.8	14.7	16.3	16.8
8H	4H	14.3	15.8	14.8	16.3	16.8	14.3	15.9	14.8	16.3	16.8
	6H	14.2	15.6	14.8	16.1	16.6	14.3	15.6	14.8	16.1	16.6
	8H	14.3	15.4	14.8	15.9	16.4	14.3	15.4	14.8	15.9	16.4
	12H	14.4	15.1	14.9	15.6	16.1	14.4	15.1	14.9	15.6	16.1
12H	4H	14.2	15.8	14.7	16.3	16.8	14.2	15.9	14.7	16.3	16.8
	6H	14.3	15.4	14.8	15.8	16.4	14.3	15.4	14.8	15.9	16.4
	8H	14.4	15.1	14.9	15.6	16.1	14.4	15.1	14.9	15.6	16.1
Variations with the observer position at spacing:											
S =	1.0H	5.5 / -11.3					5.5 / -11.3				
	1.5H	8.3 / -12.2					8.3 / -12.2				
	2.0H	10.3 / -12.6					10.3 / -12.6				