iGuzzini

2.510.187.00
IS05118/05

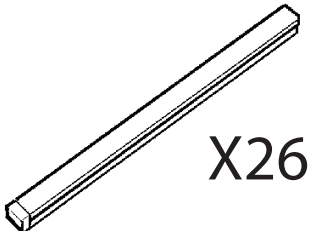

IT ***ATTENZIONE:***
LA SICUREZZA DELL'APPARECCHIO E' GARANTITA SOLO CON L'USO APPROPRIATO DELLE SEGUENTI ISTRUZIONI; PERTANTO E' NECESSARIO CONSERVARLE.

EN ***WARNING:***
THE SAFETY OF THIS FIXTURE IS GUARANTEED ONLY IF YOU COMPLY WITH THESE INSTRUCTIONS; REMEMBER TO CONSERVE IN A SAFE PLACE.

FR ***ATTENTION:***
LA SÉCURITÉ DE L'APPAREIL N'EST GARANTIE QU'EN CAS D'UTILISATION CORRECTE DES INSTRUCTIONS SUIVANTES; IL FAUT PAR CONSEQUENT LES CONSERVER.

DE ***ACHTUNG:***
DIE SICHERHEIT DES GERÄTES WIRD NUR DURCH SACHGEMÄSSE BEFOLGUNG NACHSTEHENDER ANWEISUNGEN GEWÄHRLEISTET; IHRE AUFBEWAHRUNG IST DESHALB SEHR WICHTIG.

NL ***OPGELET:***
DE VEILIGHEID VAN DI ATOESTEL IS SLECHTS DAN GEGARANDEERD ALS INDIEN DE VOLGENDE INSTRUCTIES STRIKT WORDEN TOEGEPAST: DAAROM MOET MEN ZE OOK BEWAREN.

ES ***ATENCION:***
LA SEGURIDAD DEL APARATO SE GARANTIZA SOLO CUMPLIENDO CUIDADOSAMENTE LAS SIGUIENTES INSTRUCCIONES; POR ELLO, ES NECESARIO CONSERVARLAS.

DA ***BEMÆRK:***
SIKKERHEDEN VED BRUG AF ARMATURET KAN KUN GARANTERES, HVIS DISSE ANVISNINGER FØLGES; SØRG DERFOR FOR AT GEMME DEM.

NO ***ADVARSEL:***
SIKKERHETEN TIL DETTE APPARATET GARANTERES KUN HVIS DU OVERHOLDER DISSE INSTRUKSJONENE; HUSK E OPPBEVARE DEM PE ET TRYGT STED.

SV ***OBSERVERA!***
UTRUSTNINGENS SÄKERHET KAN ENDAST GARANTERAS OM DESSA ANVISNINGAR RESPEKTERAS I DETALJ. SPARA DÄRFÖR DESSA ANVISNINGAR FÖR FRAMTIDA KONSULTATION.

RU ВНИМАНИЕ:
МЫ ГАРАНТИРУЕМ БЕЗОПАСНУЮ ЭКСПЛУАТАЦИЮ ИЗДЕЛИЯ ТОЛЬКО ПРИ СОБЛЮДЕНИИ СЛЕДУЮЩИХ ИНСТРУКЦИЙ; С ЭТОЙ ЦЕЛЬЮ НЕОБХОДИМО СОХРАНИТЬ ДАННУЮ БРОШЮРУ.

ZH 警告
为确保该装置安全，请遵守操作指示；并于安全场所放置。



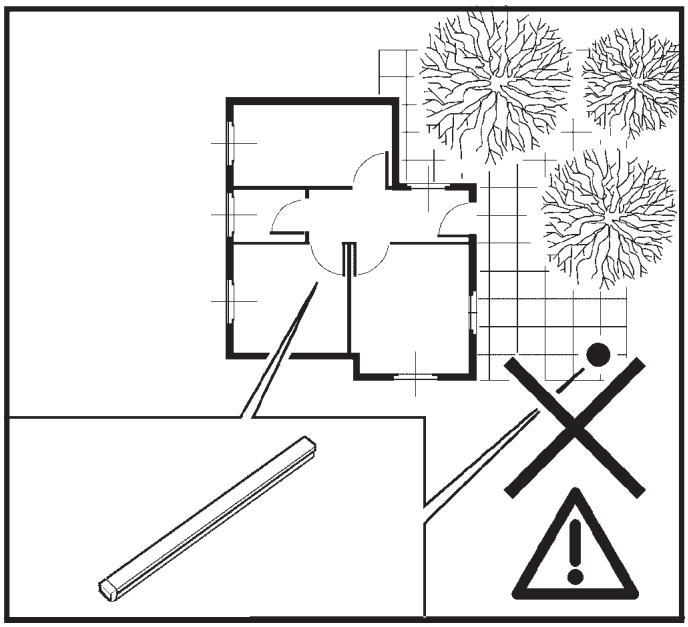

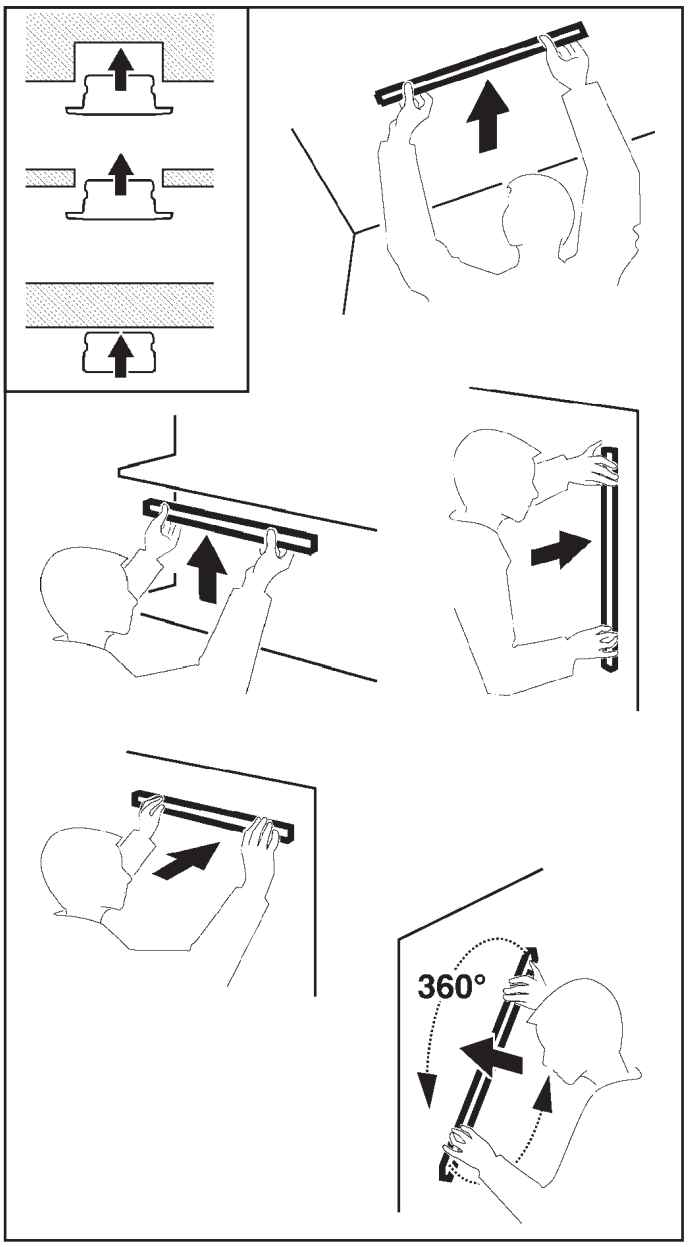

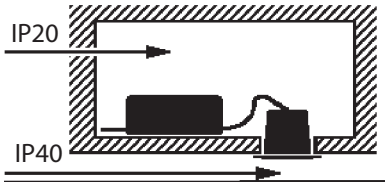

IT *Installando il prodotto a plafone in un vano chiuso , il grado di protezione è quello indicato in figura.*

EN *If you install the product on the ceiling in a closed room, the degree of protection is that indicated in the figure.*

FR *En cas d'installation du produit au plafond dans une niche fermée, l'indice de protection est celui qui est indiqué sur la figure.*

DE *Wenn Sie das Deckenmodell in einem geschlossenen Raum installieren, so entspricht der Schutzgrad den Werten in der Abbildung.*

NL *Bij installatie aan het plafond in een gesloten ruimte is de protectiegraad zoals aangegeven in de afbeelding.*

ES *Instalando el producto como plafyn en un compartimiento cerrado, el grado de protecciyn es el que se indica en la figura.*

DA *Hvis produktet monteres i loftet i et lukket rum, er beskyttelsesgraden som vist i figuren.*

NO *Hvis du installerer produktet pe taket i et lukket rom, er beskyttelsesgraden den som er indikert pe figuren.*

SV *Genom att installera innertaksbelysningen i ett stängt rum, är skyddsgraden densamma som anges i figuren.*

RU При вертикальном монтаже прибора пробейте стенку нижней крышки, как показано на схеме.

ZH 如要将产品安装在密闭房间的天花板上，保护等级如表中所示。

IT *L'apparecchio non deve, in alcuna circostanza, essere coperto con materiale isolante o similare.*

EN *The fixture must not be covered, under any circumstances, by insulating materials or the like.*

FR *L'appareil ne doit, en aucun cas, ктre couvert par un matйriau isolant ou autre.*

DE *Das Gerдt darf auf keinen Fall mit isoliermaterial oder дhnlichem bedeckt werden.*

NL *Het apparaat mag in geen geval bedekt worden met isoleringsmateriaal of dergelijke.*

ES *El aparado no debe ser protegido con material aislante o parecido, por ningъna causa.*

DA *Apparatet me aldri i noen som helst tilfeller dekkes med isolerende materiale eller lignende.*

NO *Apparatet me under ingen omstвndigheder tildвkkes med isolerende materiale eller lignende materiale.*

SV *Utrustningen fer inte under negra omstдndigheter tдckas цver med isolerande material eller liknande.*

RU Категорически запрещается покрывать прибор изоляционным или подобным материалом.

ZH 在任何情况下都不能用绝缘材料或类似材料覆盖装置。

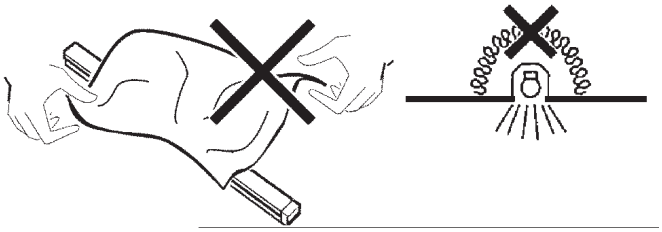

IT N.B.: Apparecchi non idonei ad essere coperti di materiale termicamente isolante

EN N.B.: Fixtures not suitable to be covered in thermally-insulating material.

FR N.B.: Appareils ne pouvant pas être couverts de matériau d'isolation thermique

DE N.B.: Geräte nicht geeignet, um mit wärmeisolierendem Material abgedeckt zu werden

NL N.B.: Deze apparaten zijn niet geschikt om te worden bedekt met thermisch isolerend materiaal

ES NOTA: Aparatos no aptos para ser cubiertos de material térmicamente aislante

DA N.B.: Armarturerne må ikke dækkes af varmeisolerende materiale.

NO N.B.: Apparatene passer ikke til å dekkes av termoisolerende materialer.

SV OBS! Utrustningen får inte täckas över med värmeisolerande material

RU Внимание: Приборы непригодны для покрытия термоизоляционным материалом.

ZH 灯具不适宜用隔热材料加以覆盖。

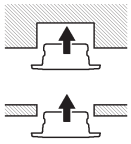

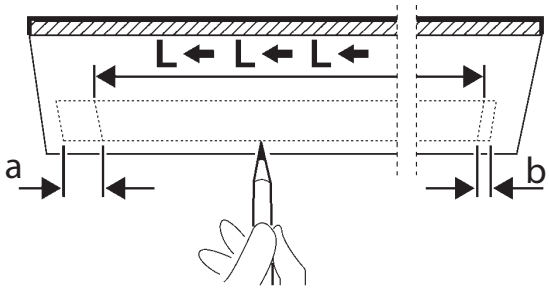

a+b= 42mm

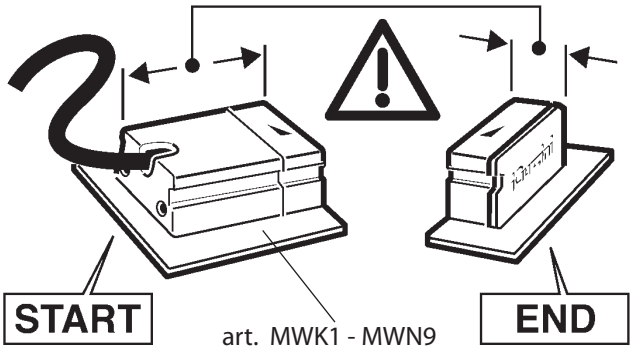

ART.	L + 42 ±2 mm
M846 - M851 - M856 - M877 - M882 - M887	250
M830 - M834 - M838 - M842 - M847 - M852 - M857 M861 - M865 - M869 - M873 - M878 - M883 - M888	500
M831 - M835 - M839 - M843 - M848 - M853 - M858 M862 - M866 - M870 - M874 - M879 - M884 - M889	1000
M832 - M836 - M840 - M844 - M849 - M854 - M859 M863 - M867 - M871 - M875 - M880 - M885 - M890	1500
M833 - M837 - M841 - M845 - M850 - M855 - M860 M864 - M868 - M872 - M876 - M881 - M886 - M891	2000

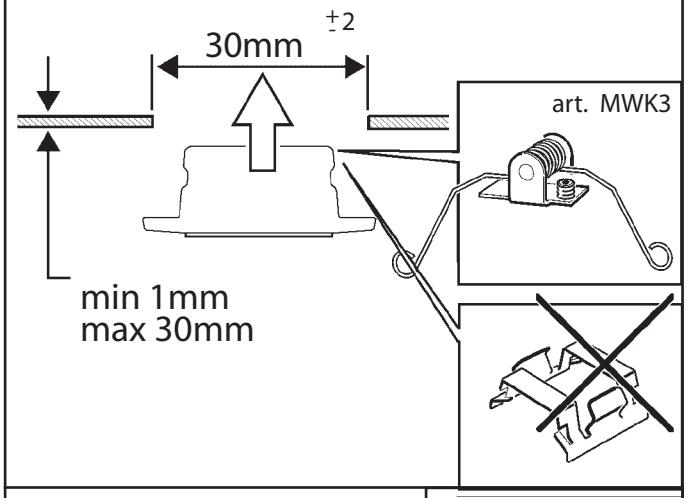

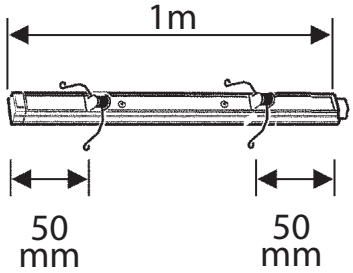

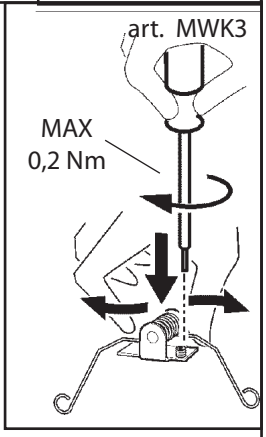

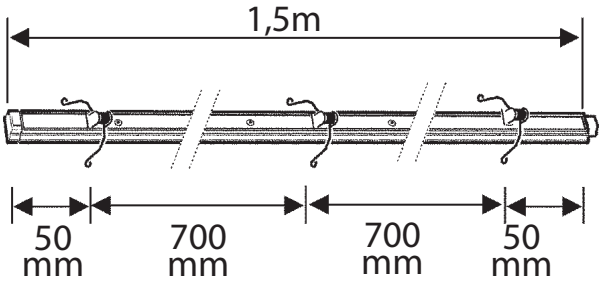

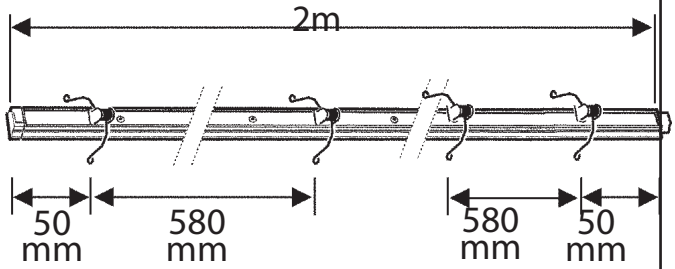

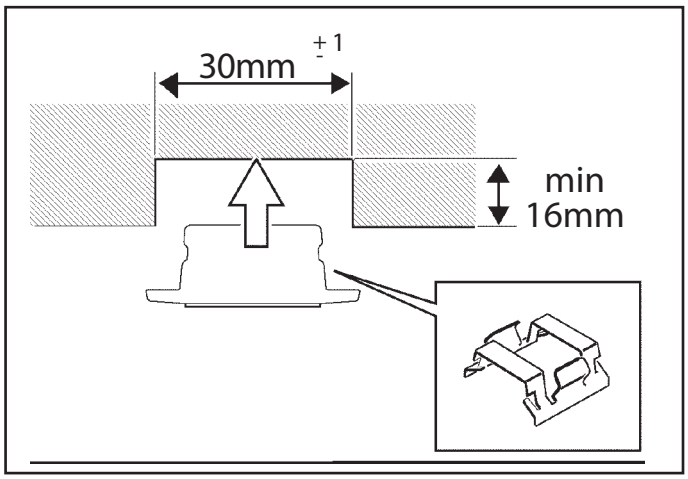
30mm
± 1
min
16mm

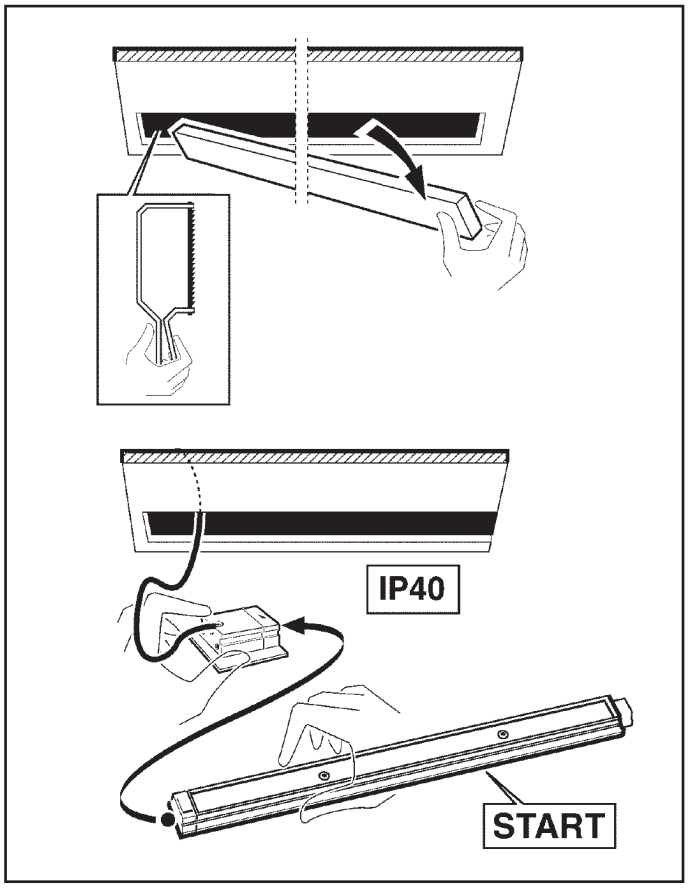
IP40
START

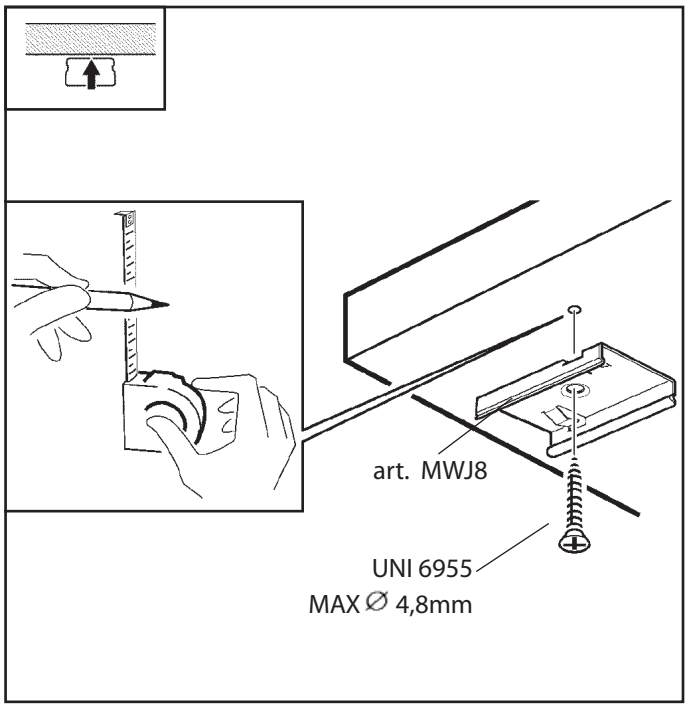
art. MWJ8
UNI 6955
MAX ∅ 4,8mm

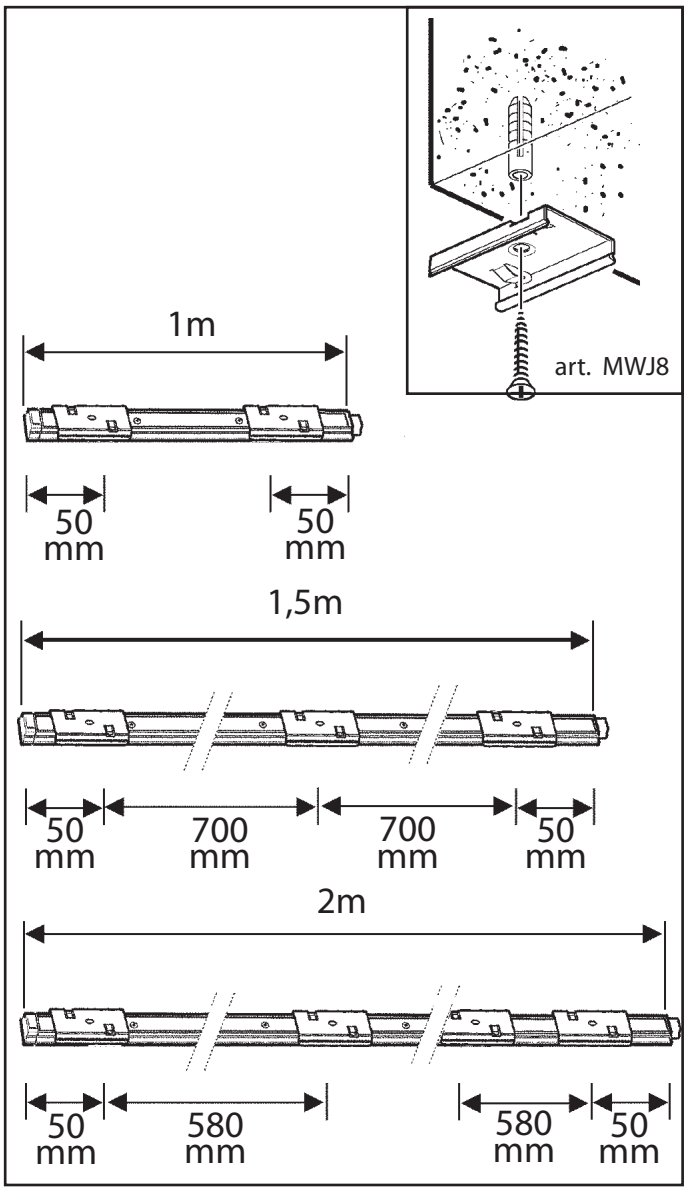
art. MWJ8
1m
50
mm
50
mm
1,5m
50
mm
700
mm
700
mm
50
mm
2m
50
mm
580
mm
580
mm
50
mm

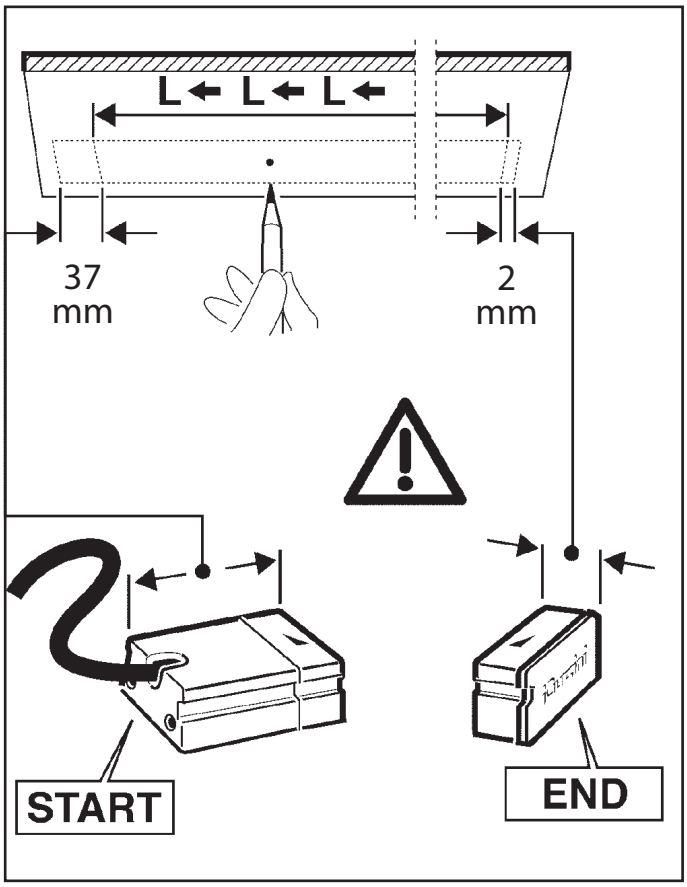
L ← L ← L ←
37
mm
2
mm
START
END

CABLAGGIO ELETTRICO
ELECTRIC WIRING
CABLAGE ÉLECTRIQUE
ELEKTRISCHE VERKABELUNG
DE ELEKTRISCHE INSTALLERING
CABLAJE ELÉCTRICO
ELEKTRISK LEDNINGSFØRING
ELEKTRISK KABLING
ELEKTRISK KABELDRAGNING
МОНТАЖ КАБЕЛЬНОЙ ПРОВОДКИ
布线

IT *Per il cablaggio elettrico utilizzare cavi con doppio isolamento.*
N.B.: Accertarsi che la sguainatura del cavo d'alimentazione non sia eccessiva.

EN *Use cables with double insulation for the electrical wiring.*
N.B.: Make sure that the power supply cable is not excessively unsheathed.

FR *Pour le câblage électrique, utiliser des câbles double isolation.*
N.B.: S'assurer que le dénudage du câble d'alimentation n'est pas excessif.

DE *Benutzen Sie zur elektrischen Verdrahtung doppelt isolierte Kabel.*
N.B.: Stellen Sie sicher, dass das Versorgungskabel nicht zu weit geschält wird.

NL *Voor de elektrische bekabeling moet u kabels met dubbele isolering gebruiken.*
N.B.: Zorg ervoor dat de voedingskabel niet overmatig gestript is.

ES *Para el cableado eléctrico utilizar cables de doble aislamiento.*
N.B.: Asegurarse que la cantidad de perfil aislante eliminada no sea excesiva.

DA *De anvendte ledninger skal have dobbelt isolering.*
N.B.: Kontrollér, at forsyningsledningen ikke er for blottet.

NO *Bruk kabel med dobbelt isolasjon til elektrisk kabling.*
N.B.: Se til at strømforsyningskabelen ikke avisoleres for mye.

SV *Använd elkablar med dubbel isolering för kabeldragningen.*
OBS! Kontrollera att matningskabelns höljе inte är överdimensionerad.

RU Для подвода питания использовать провода с двойной изоляцией.
ПРИМЕЧАНИЕ: Проверьте, чтобы сетевой провод был зачищен на надлежащую длину.

ZH 电缆应该使用双绝缘电线。
注意事项：确认电线的脱皮不是很严重。

art MWK4 - MWK5
MWP3

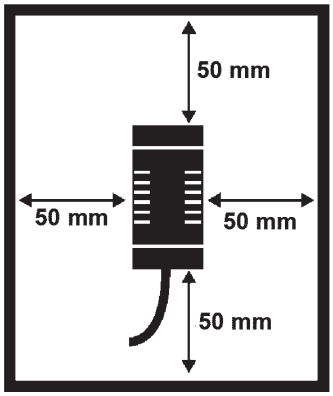

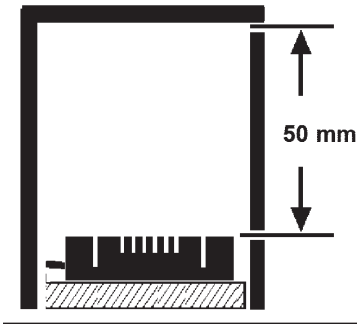

IT *Le prestazioni e la sicurezza dell'apparecchio sono garantite soltanto per oscillazioni della corrente del ±5% rispetto al valore nominale.*
La conformita alla norma и garantita soltanto utilizzando gruppi driver iGuzzini (art.: MWK4/MWK5*).*
Nel caso di utilizzo di driver diversi, per tutte le informazioni tecniche aggiuntive, contattare la iGuzzini

EN *The performance level and safety of the lighting fixture are only guaranteed for oscillations of ±5% in the current, in relation to the nominal value.*
Conformity with the standard is guaranteed only if iGuzzini driver assemblies (item code MWK4/MWK5*) are used.*
When using other drivers, contact iGuzzini for any additional technical information

FR *Les performances et la sécurité de l'appareil ne sont assurées que pour des oscillations de courant de ±5% par rapport a la valeur nominale.*
La conformité a la norme n'est assurée qu'en cas d'utilisation de blocs drivers iGuzzini (réf. : MWK4/MWK5*).*
Si vous utilisez des drivers différents, pour toute information technique supplémentaire, veuillez contacter iGuzzini

DE *Die Leistungen und die Sicherheit des Geräts sind nur für vom Vorschaltgerät abgehende Spannungsschwankungen von ± 5% in Bezug auf den Nennwert gewährleistet.*
Die Übereinstimmung mit der Vorschrift ist nur mit dem Einsatz von iGuzzini-Drivergruppen (Art.: MWK4/MWK5*) gewährleistet.*
Werden andere Treiber verwendet, ist für sämtliche zusätzlichen technischen Informationen iGuzzini zu Rate zu ziehen.

NL *De prestaties en de veiligheid van het apparaat zijn alleen gegarandeerd voor spanningsvariaties van ± 5% ten opzichte van de nominale waarde.*
De conformiteit aan de norm wordt alleen gegarandeerd als u iGuzzini driver groepen gebruikt (art.: MWK4/MWK5*).*
En caso de utilización de drivers diferentes, para conocer la información técnica adicional ponerse en contacto con iGuzzini

ES *Las prestaciones y la seguridad del aparato están garantizada solamente con oscilaciones de la corriente del ±5% respecto al valor nominal.*
La conformidad a la norma se garantiza solamente con el uso de grupos driver iGuzzini (art. MWK4/MWK5*).*
Voor het gebruik van andere drivers dient u contact op te nemen met iGuzzini voor alle verdere technische informatie

DA *Armaturets ydelse og sikkerhed kan kun garanteres ved strømudsving på ±5% i forhold til den nominelle værdi.*
Opfyldelse af reglerne garanteres kun ved brug af driverenheder fra iGuzzini (art. MWK4/MWK5*).*
Hvis du anvender forskellige drivere, bedes du kontakte iGuzzini for alle de øvrige tekniske informationer

NO *Ytelsesniveet og sikkerheten til lysarmaturen kan kun garanteres for svingninger på ±5% i strømmen, i forhold til nominell verdi.*
Samsvar med forskriften garanteres bare ved bruk av drivergrupper fra iGuzzini (art. MWK4/MWK5*).*
Ved bruk av forskjellige drivere, ta kontakt med iGuzzini for all ekstra teknisk informasjon

SV *Utrustningens prestanda och säkerhet garanteras endast vid en strömoscillation på ± 5% i förhållande till nominellt värde.*
Överensstämmelse med standard garanteras endast genom att använda drivenheter av typ iGuzzini (art.: MWK4/MWK5*).*
Vid användning av andra drivenheter ber vi att ni kontaktar iGuzzini för vidare teknisk information

RU Эксплуатационные качества и безопасность прибора гарантируются только при колебаниях тока ±5% от номинального значения.
Соответствие нормативу гарантируется только при использовании групп драйверов iGuzzini (арт.: MWK4/MWK5).
Для получения необходимой технической информации при использовании других драйверов свяжитесь с компанией iGuzzini.

ZH 只有使用了IGUZZINI的驱动器系列（MWK4/MWK5产品），产品的合格性才能被保证
如果使用其他驱动器，请联系iGuzzini公司了解所有其他技术信息。

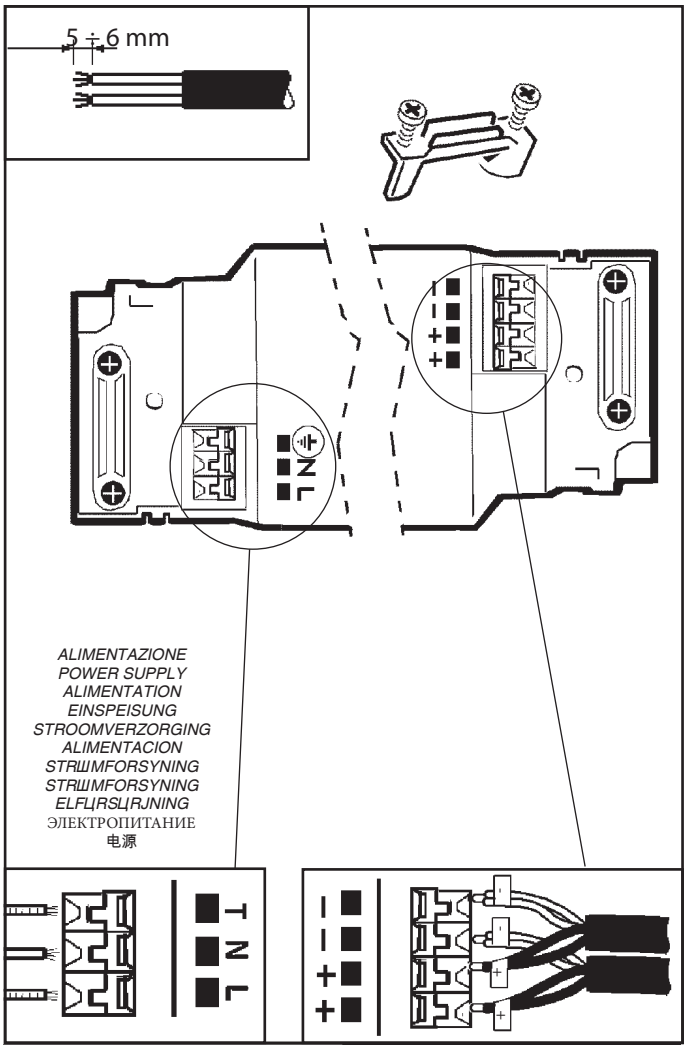

ART.	MAX [m] *COLLEGAMENTO IN SERIE* *SERIES CONNECTION* *BRANCHEMENT EN SЙRIE* *REIHENSCHALTUNG* *SERIESCHAKELING* *CONEXIYN EN SERIE* *SERIEFORBINDELSE* *SERIETILKOPLINGEN* *SERIEKOPPLING* ПОСЛЕДОВАТЕЛЬНОЕ СОЕДИНЕНИЕ 相关系列	MAX [m] *ALIMENTATORE - BALLAST - BALLAST - VORSCHALTGERДT - VOORSCHAKELAPPARAAT - ALIMENTADOR - STRШMFORSYNINGSENHED - BALLAST STRЦMFЦRSЦRJNINGSANORDNING* БЛОК ПИТАНИЯ 电源														
		MWK4	MWK5	9910	9911	9912	MWK4 + MWP3	MWK5 + MWP3	9910 + MWP3	9911 + MWP3	9912 + MWP3	MWK4 + 9639	MWK5 + 9639	9910 + 9639	9911 + 9639	9912 + 9639
M830 - M831 M832 - M833 M834 - M835 M836 - M837 M838 - M839 M840 - M841 M861 - M862 M863 - M864 M865 - M866 M867 - M868 M869 - M870 M871 - M872	6	11	15	15	20	40	11	15	20	40	40	/	/	/	/	/
M846 - M847 M848 - M849 M850 - M851 M852 - M853 M854 - M855 M856 - M857 M858 - M859 M860 - M877 M878 - M879 M880 - M881 M882 - M883 M884 - M885 M886 - M887 M888 - M889 M890 - M891	2	2	3	3	4	10	2	3	3	4	10	/	/	/	/	/
M842 - M843 M844 - M845 M873 - M874 M875 - M876	2	/	/	/	/	/	/	/	/	/	/	5	7	7	10	20

DALI ⚠

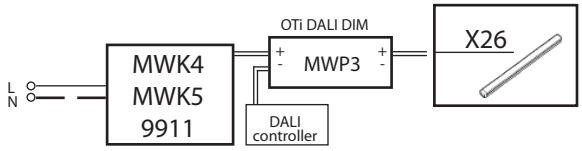

TOUCH DIM ⚠

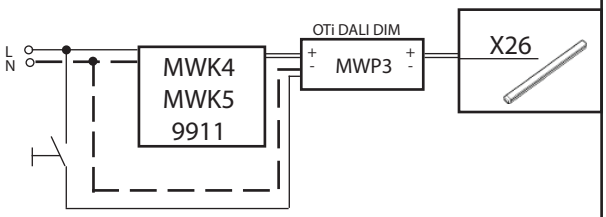

DALI ⚠

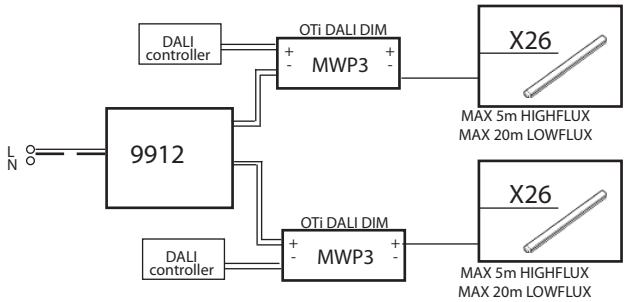

TOUCH DIM ⚠

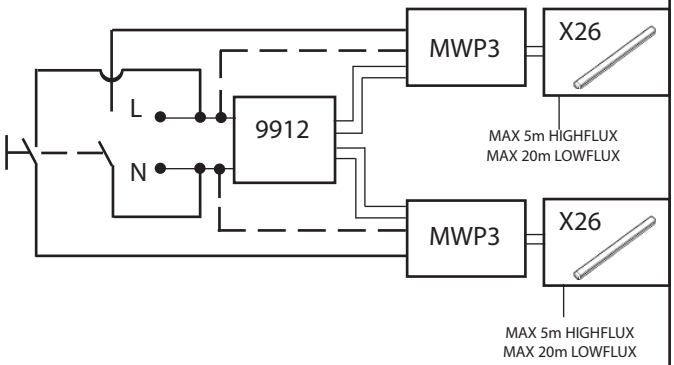

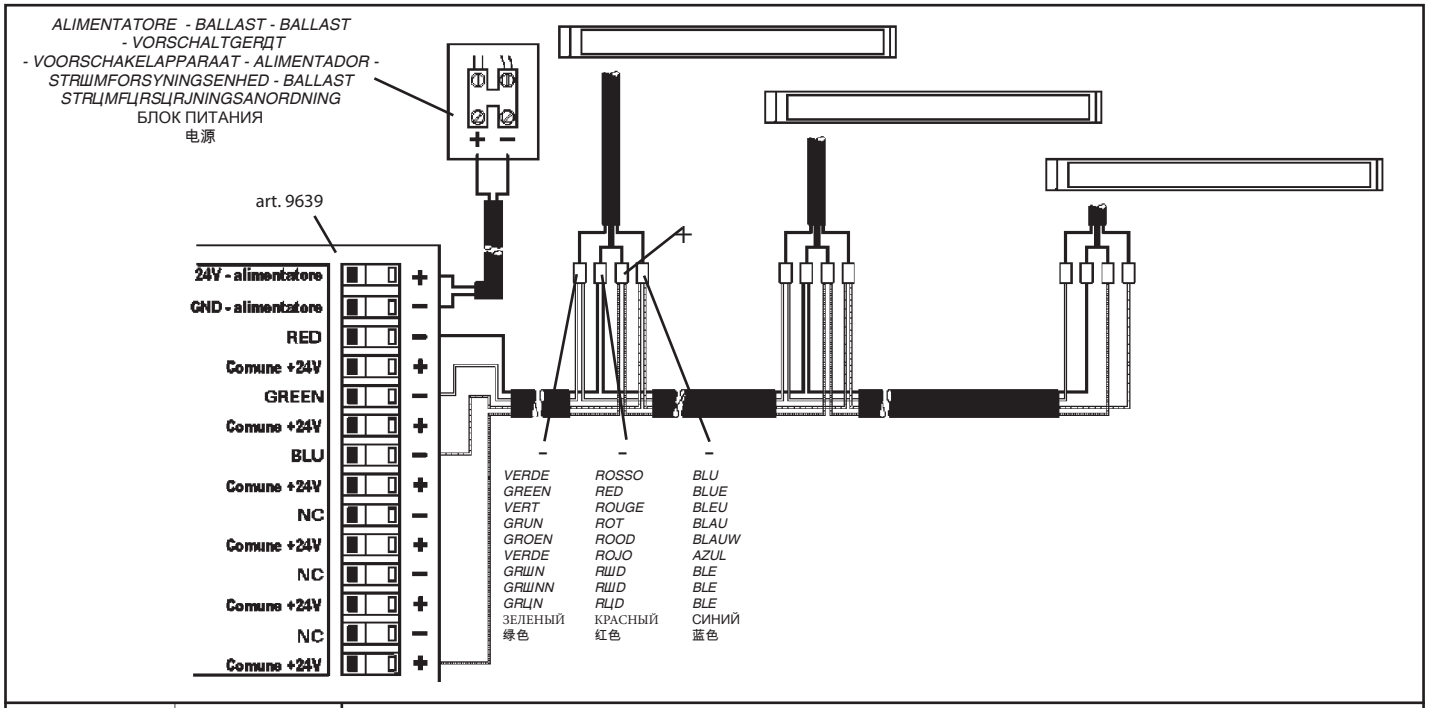

ART	Ampere/m [A]
M830-M831-M832 M833-M834-M835 M836-M837-M838 M839-M840-M841 M861-M862-M863 M864-M865-M866 M867-M868-M869 M870-M871-M872	0.2
M846-M851-M856 M877-M882-M887	1.4
M847-M848-M849 M850-M852-M853 M854-M855-M857 M858-M859-M860 M878-M879-M880 M881-M883-M884 M885-M886-M888 M889-M890-M891	0.75
M842-M843-M844 M845-M873-M874 M875-M876	0.35 Max

$$L = \frac{25 \times S}{A \times m}$$

S = Sezione cavo in Rame [mm ^2]
A = Ampere/m
m = Metri totali collegati alla Linea

S= Copper cable section [mm ^2]
A= Ampere/m
m= Total metres connected to the line

S= Section du cable en cuivre [mm ^2]
A= Ampиres/m
m= Total des mиtres raccordйs a la ligne

S= Durchmesser Kupferkabel [mm ^2]
A= Ampere/m
m= Summe der an die Linie angeschlossenen Meter

S= Sectie koperen kabel [mm ^2]
A= Ampиre/m
m= totaal aangesloten Meters op de Lijn

S= Secciyn cable de cobre [mm ^2]
A= Ampere/m
m= Metros totales conectados a la lнnea

S= Tvжrsnit kobberkabel [mm ^2]
A= Ampere/m
m= Meter i alt tilsluttet linjen

S= Kabletverrsnitt i kobber [mm ^2]
A= Ampere/m
m= Meter totalt tilkoblet til linjen

S= Kopparkabelns tvдrsnitt [mm ^2]
A= Ampere/m
m= Totalt antal meter anslutna till linjen

S= Сечение медного провода [мм ^2]
A= Ампер/м
m= Всего метров, подсоединенных к Линии

S= 铜电缆截面[平方毫米]
A= 安培/米
m= 连接到线路上的总长度（按米计算）

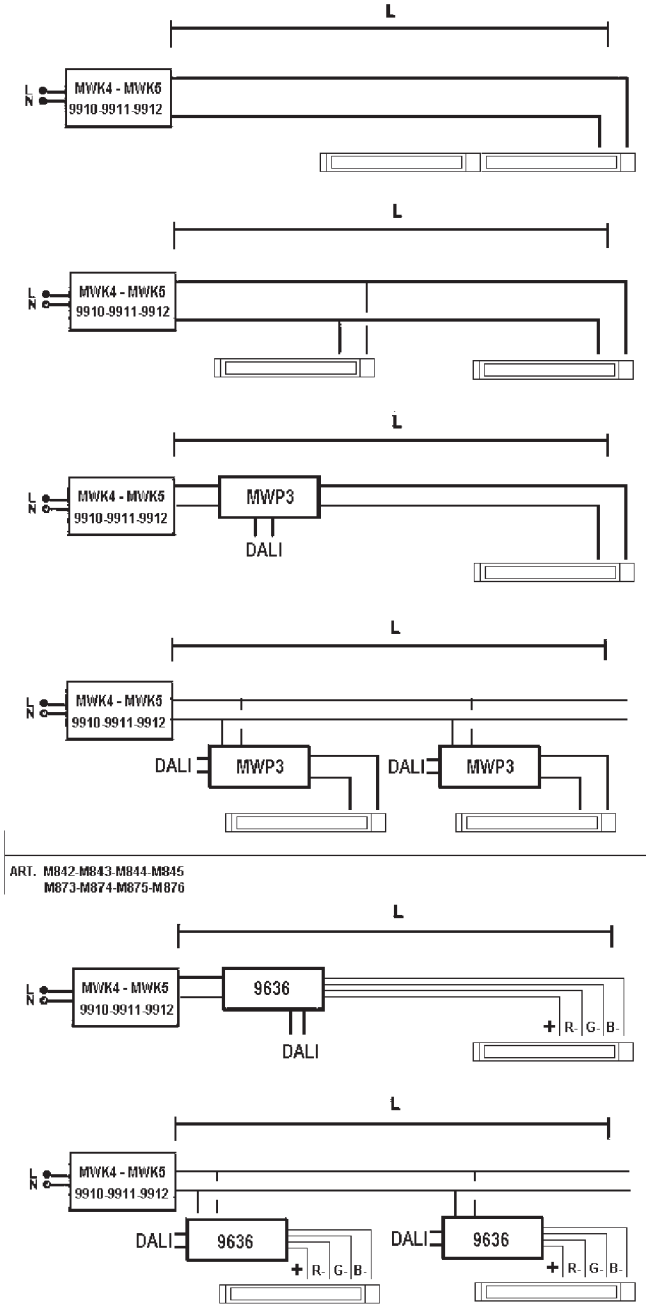

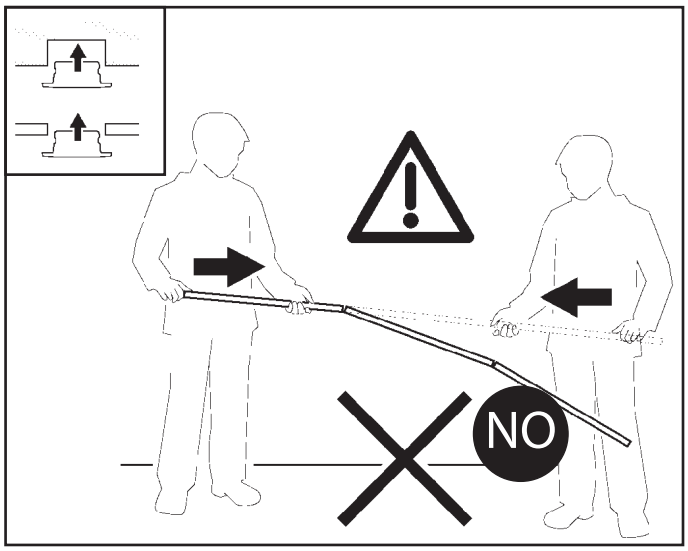

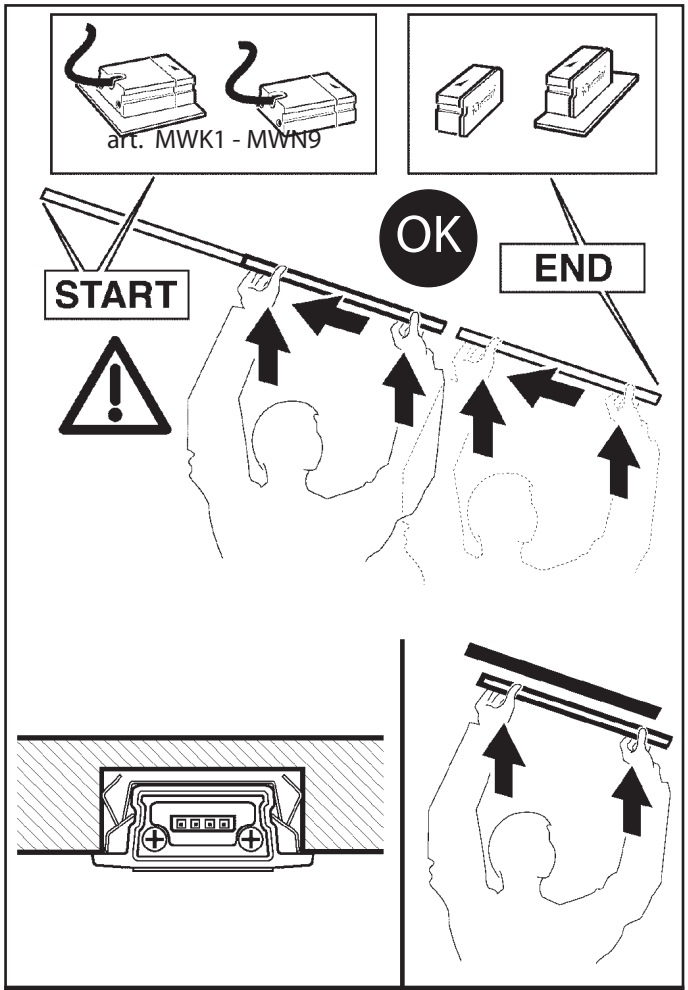

MWK3

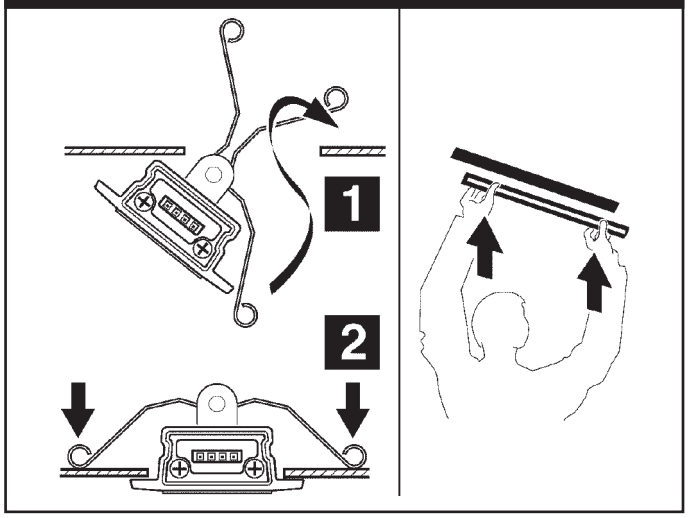

MWJ4

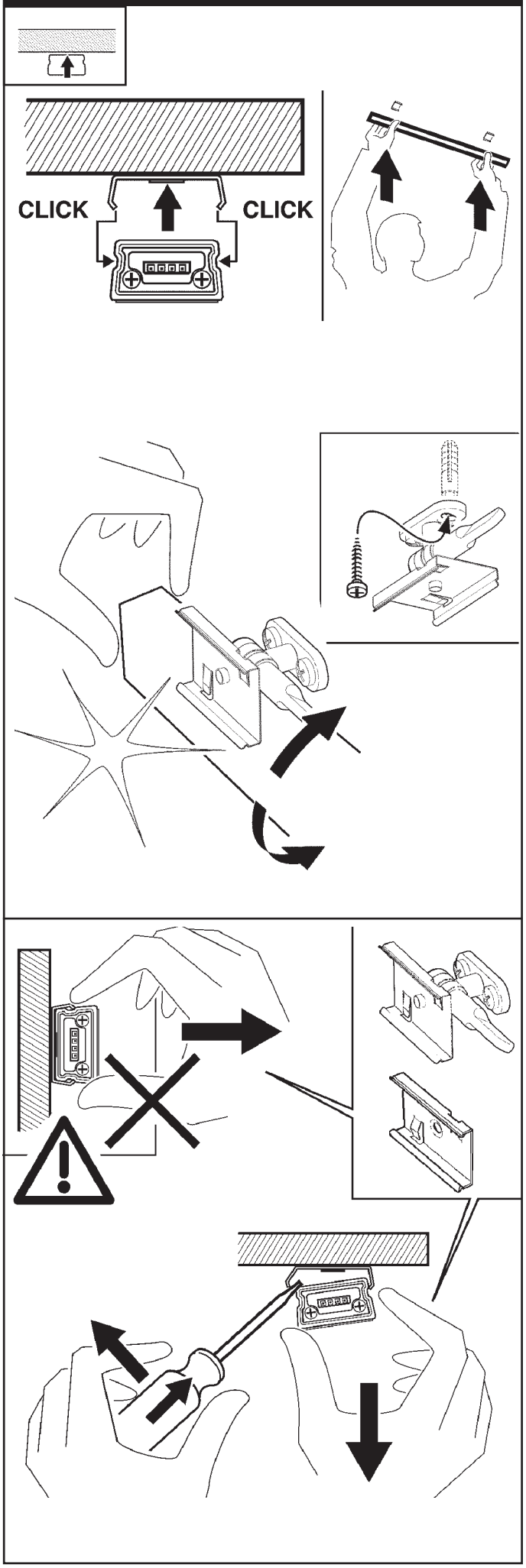

MWJ5 - MWJ6

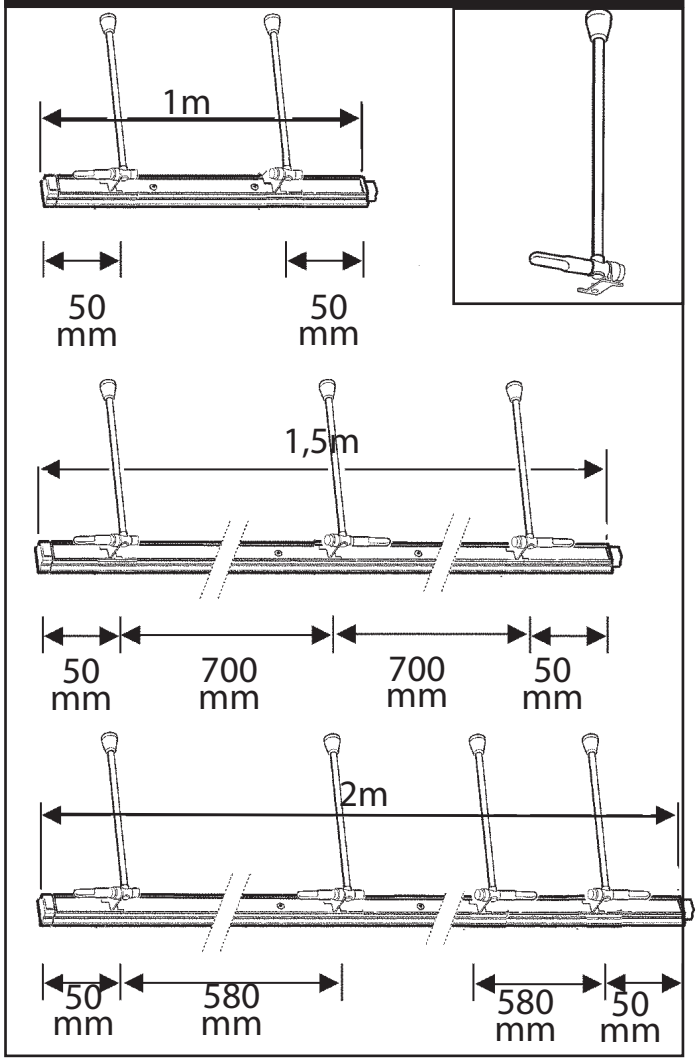

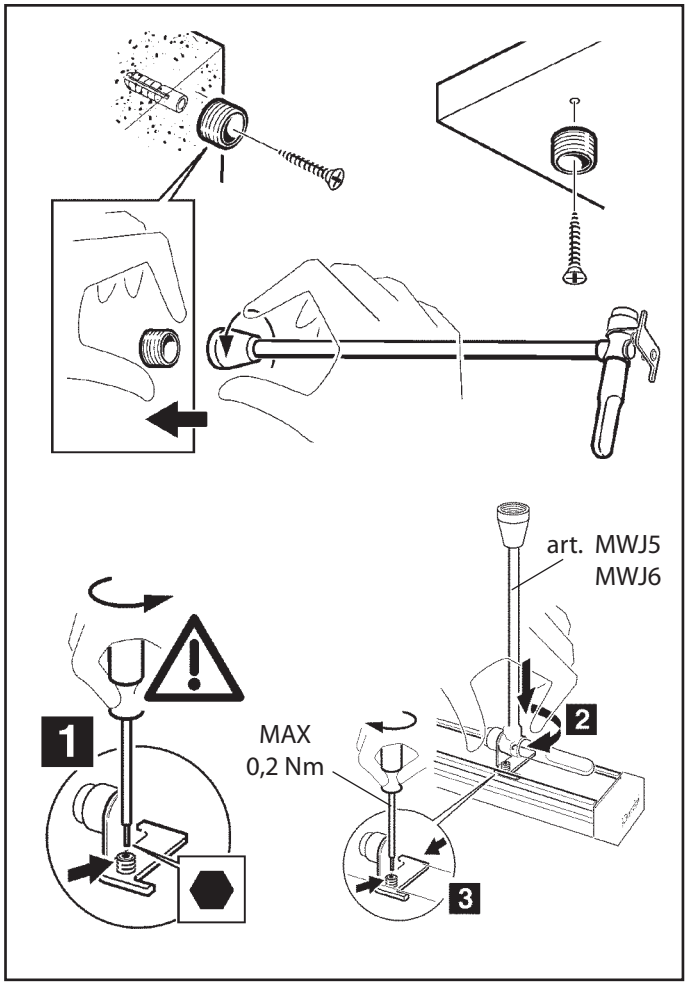

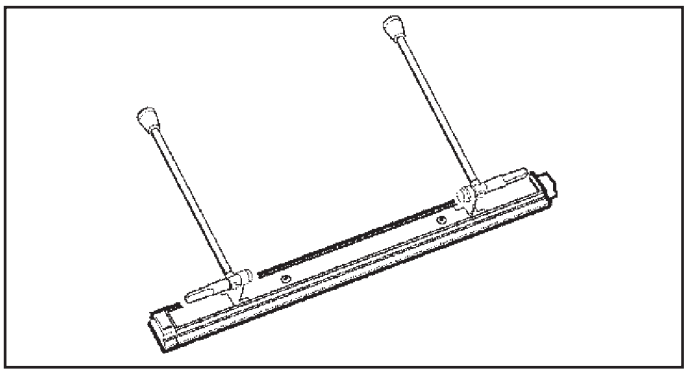

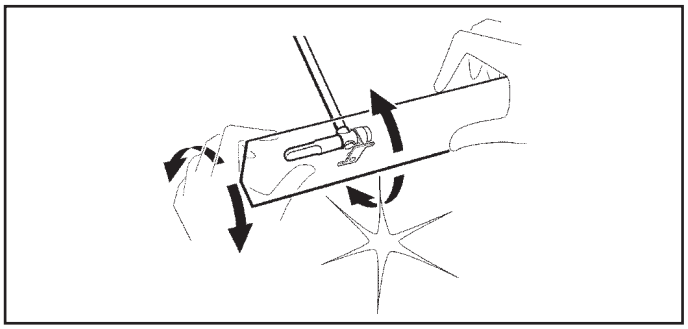

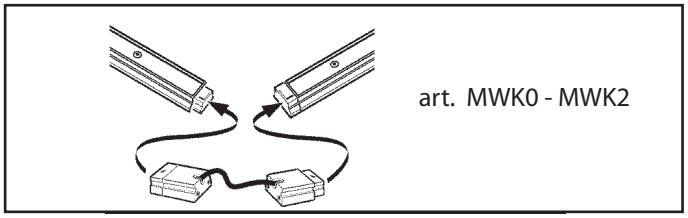

SOSTITUZIONE DEL LED - REPLACING THE LED - REMPLACEMENT DE LA LED AUSTAUSCHEN DER LED - VERVANGEN VAN DE LED - REEMPLAZO DEL LED UDSKIFTNING AF LYSDIODE - BYTE AV LYSDIOD - UTSKIFTING AV DEN LYSEMITTERENDE DIODEN - Замена светодиода - 发光二极管替换

IT N.B.: Per la sostituzione del LED contattare l'azienda iGuzzini.
EN N.B.: For information on LED replacement please contact iGuzzini.
FR N.B.: Pour procéder au remplacement de la LED, adressez-vous à la société iGuzzini.
DE Ñ.B.: Bezüglich des Austausches der LED kontaktieren Sie bitte die Firma iGuzzini.
NL N.B.: Voor het vervangen van de LED neemt u contact op met het bedrijf iGuzzini.
ES NOTA: Para sustituir el LED llame a la empresa iGuzzini.
DA N.B.: For udskiftning af lysdioden, skal man kontakte iGuzzini.
NO N.B.: For informasjon om skifte av LED, vennligst ta kontakt med iGuzzini.
SV OBS! För byte av lysdioden, kontakta företaget iGuzzini.
RU ПРИМЕЧАНИЕ: Для замены СИДов обращайтесь в компанию iGuzzini.
ZH 注意：如需LED更换的信息，请联系iGuzzini。

IT *N.B.: Per l'eventuale pulizia dei diffusori non utilizzare solventi, usare esclusivamente panni morbidi ed acqua.*
EN *N.B.: Do not use solvents to clean the diffusers; use only soft cloths and water.*
FR *N.B.: Pour le nettoyage des diffuseurs,n'utilisez pas de solvants mais uniquement des chiffons doux et de l'eau.*
DE *N.B.: Verwenden Sie zur Reinigung der Abdeckungen keine Lцsemittel, sondern ausschlieЯlich ein in Wasser getauchtes weiches Tuch.*
NL *N.B.: Gebruik voor het reinigen van de dekplaten geen oplosmiddelen, gebruik uitsluitend een zachte doek en water.*
ES *NOTA: Para limpieza eventual de los difusores, no usar solventes, sino exclusivamente pacos suaves humedecidos con agua.*
DA *N.B.: Ved rengшring af reflektorerne skal man undge brug af oplшsningsmidler. Brug udelukkende en tшr, blшd klud.*
NO *N.B.: Ikke bruk lшsemidler til e rengjшre diffuserne, bruk kun myke kluter og vann.*
SV *OBS! Anvдnd inte lцsningsmedel vid eventuell rengцring av ljusspridarna. Anvдnd endast mjuka trasor och vatten.*
RU ПРИМЕЧАНИЕ: При необходимости произвести чистку диффузоров не используйте растворители, а исключительно мягкие тряпки, смоченные водой.
ZH 注意：请勿使用溶剂清洁散射器；仅可使用软布和水。

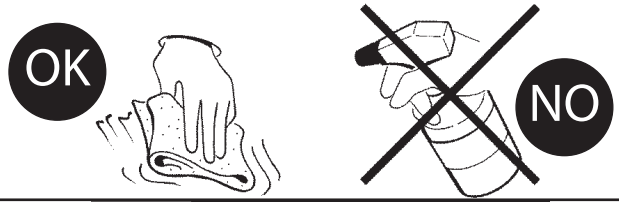

Headquarters iGuzzini illuminazione spa
via Mariano Guzzini, 37 - 62019 Recanati Italy

iGuzzini

2.509.250.01
IS06306/02

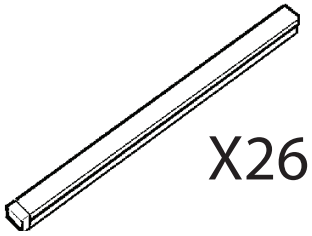

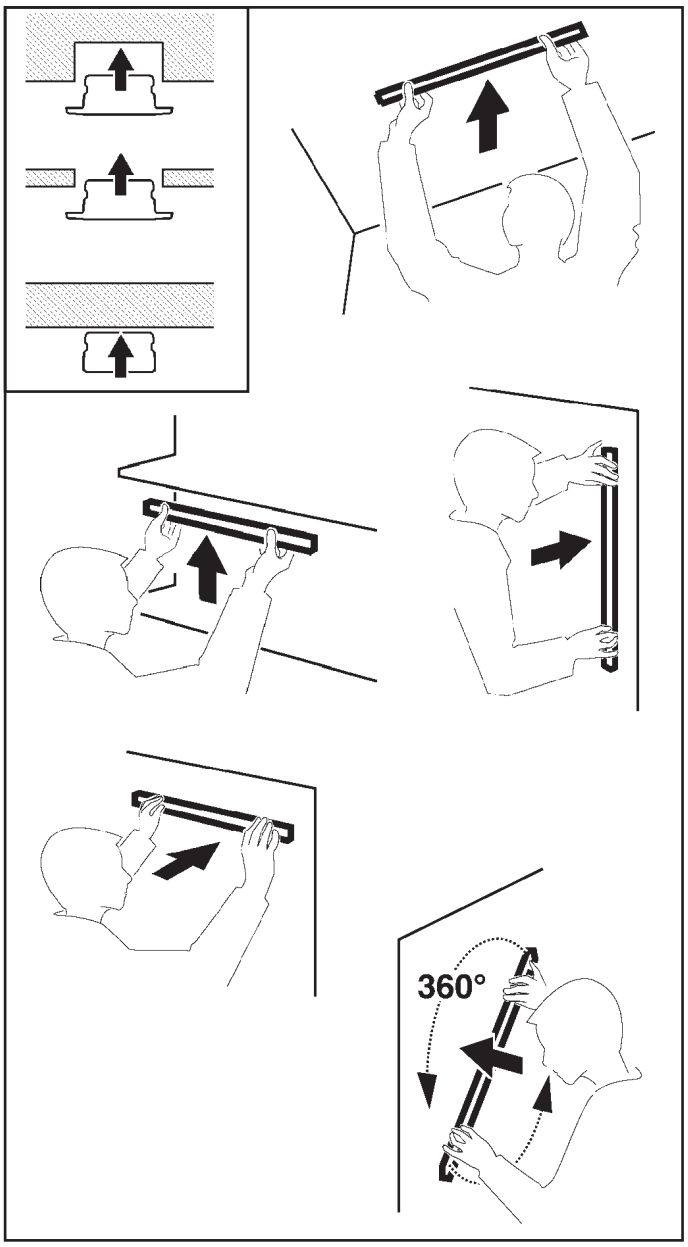

AR تحذير :
لا يمكن ضمان سلامة هذا الجهاز إلا إذا التزمت بهذه التعليمات. يجب حفظها في مكان أمن.

IT ***ATTENZIONE:***
LA SICUREZZA DELL'APPARECCHIO E' GARANTITA SOLO CON L'USO APPROPRIATO DELLE SEGUENTI ISTRUZIONI; PERTANTO E' NECESSARIO CONSERVARLE.

EN ***WARNING:***
THE SAFETY OF THIS FIXTURE IS GUARANTEED ONLY IF YOU COMPLY WITH THESE INSTRUCTIONS; REMEMBER TO CONSERVE IN A SAFE PLACE.

ES ***ATENCION:***
LA SEGURIDAD DEL APARATO SE GARANTIZA SOLO CUMPLIENDO CUIDADOSAMENTE LAS SIGUIENTES INSTRUCCIONES; POR ELLO, ES NECESARIO CONSERVARLAS.



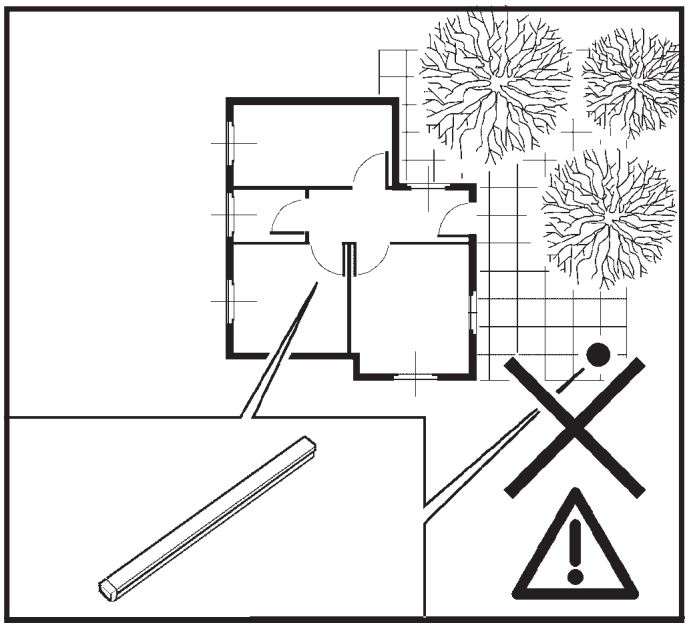

AR إذا قمت بتركيب المنتج على سقف غرفة مغلقة، ستكون درجة الحماية كما هي مبينة في الرسم.

IT Installando il prodotto a plafone in un vano chiuso , il grado di protezione è quello indicato in figura.

EN If you install the product on the ceiling in a closed room, the degree of protection is that indicated in the figure.

ES Instalando el producto como plafón en un compartimiento cerrado, el grado de protección es el que se indica en la figura.

AR يجب عدم تغطية الجزء المركب، بأي حال من الأحوال، بمواد عازلة أو ما شابه ذلك.

IT **N.B.:** L'apparecchio non deve, in alcuna circostanza, essere coperto con materiale isolante o similare.

EN **N.B.:** The fixture must not be covered, under any circumstances, by insulating materials or the like.

ES **NOTA:** El aparado no debe ser protegido con material aislante o parecido, por ningúna causa.

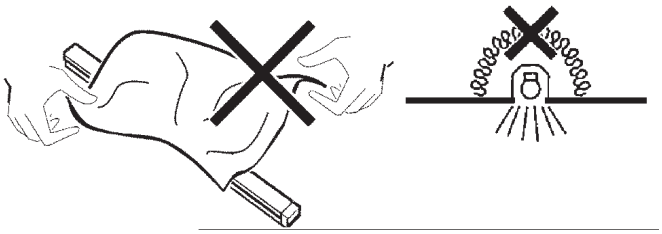

AR **ملاحظة:** أجهزة غير قابلة للتغطية مواد عازلة حرارياً.

IT **N.B.:** Apparecchi non idonei ad essere coperti di materiale termicamente isolante

EN **N.B.:** Fixtures not suitable to be covered in thermally-insulating material.

ES **OBS!** Utrustningen får inte täckas över med värmeisolerande material

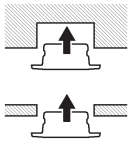

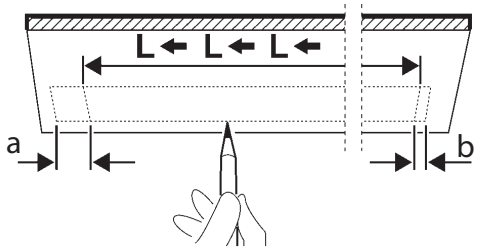

a+b= 42mm

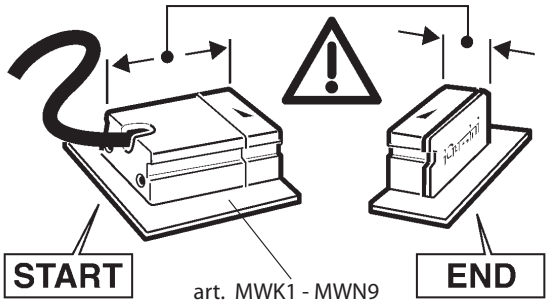

art. MWK1 - MWN9

ART.	L + 42 mm ± 2
M846 - M851 - M856 - M877 - M882 - M887	250
M830 - M834 - M838 - M842 - M847 - M852 - M857 M861 - M865 - M869 - M873 - M878 - M883 - M888	500
M831 - M835 - M839 - M843 - M848 - M853 - M858 M862 - M866 - M870 - M874 - M879 - M884 - M889	1000
M832 - M836 - M840 - M844 - M849 - M854 - M859 M863 - M867 - M871 - M875 - M880 - M885 - M890	1500
M833 - M837 - M841 - M845 - M850 - M855 - M860 M864 - M868 - M872 - M876 - M881 - M886 - M891	2000

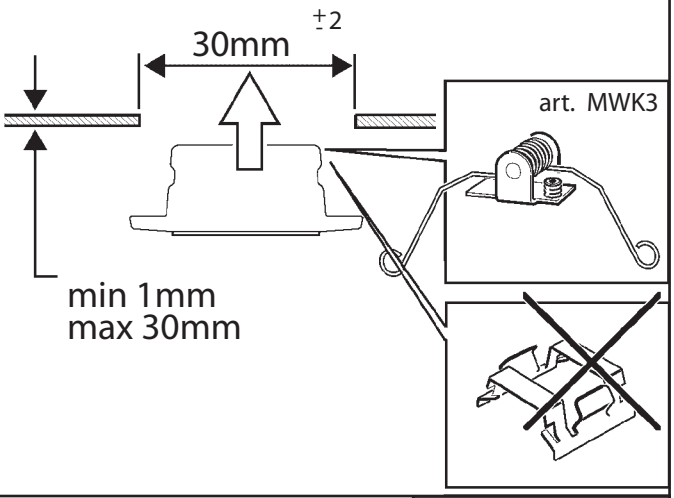

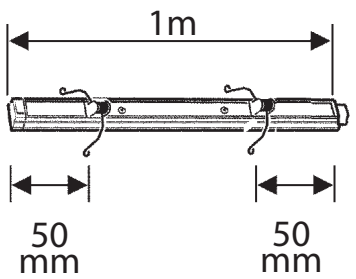

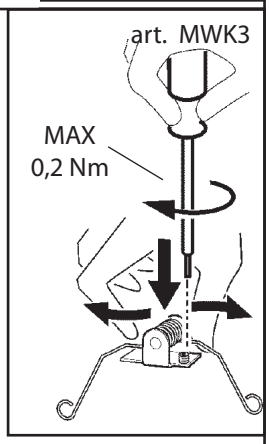

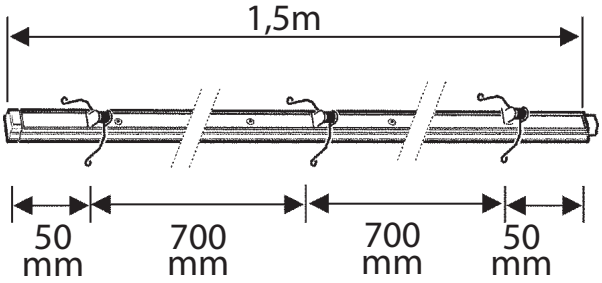

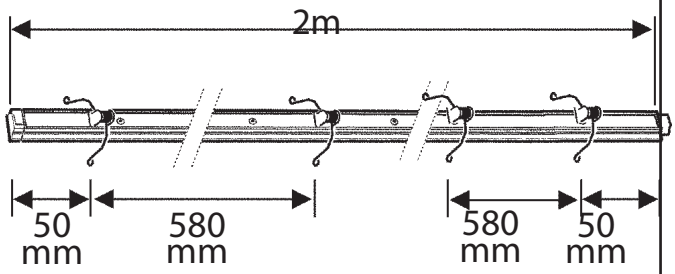

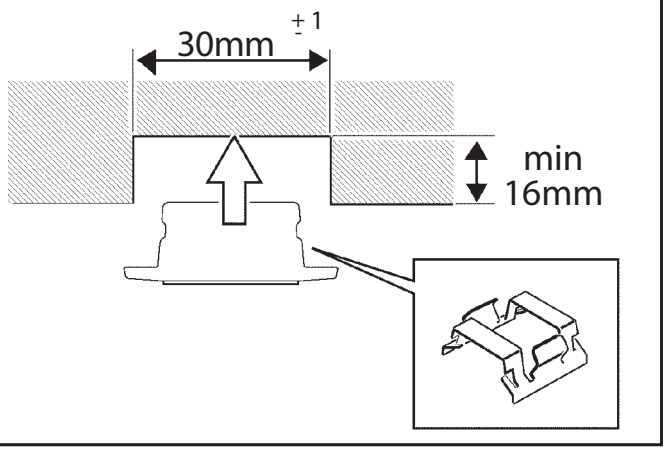

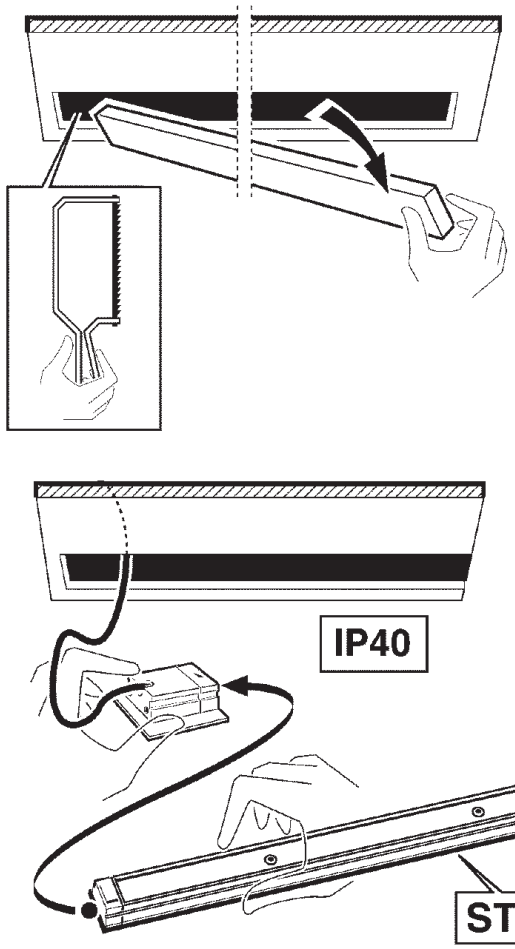
IP40
START

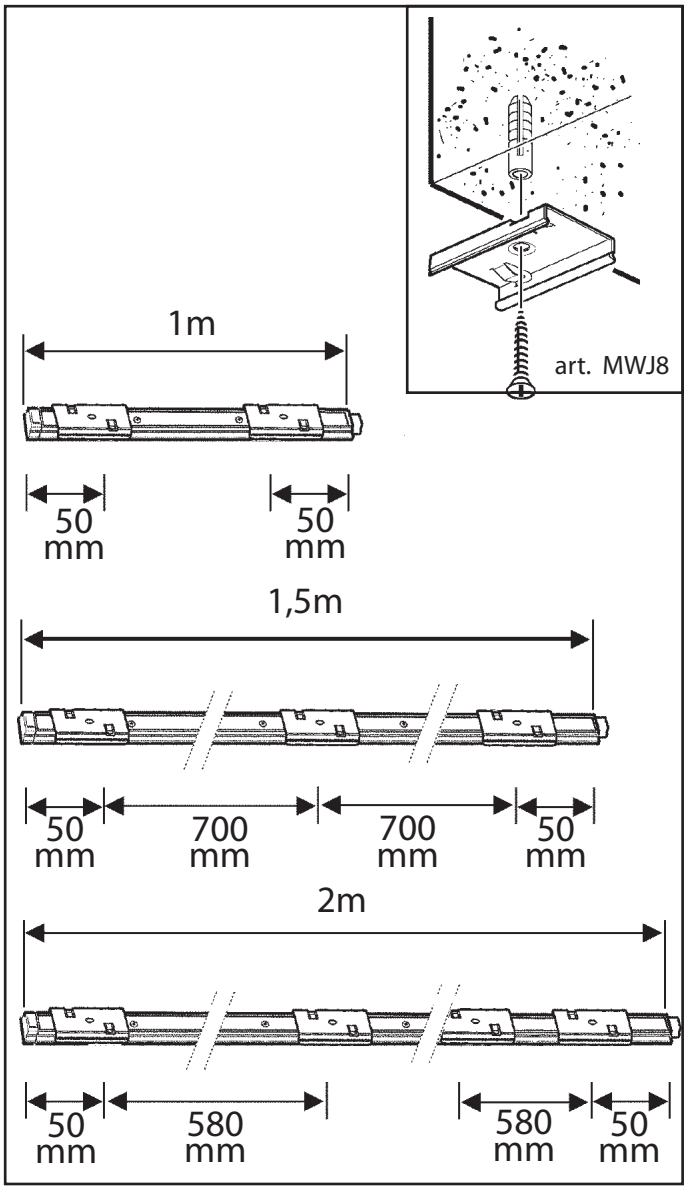
art. MWJ8
1m
50 mm
50 mm
1,5m
50 mm
700 mm
700 mm
50 mm
2m
50 mm
580 mm
580 mm
50 mm

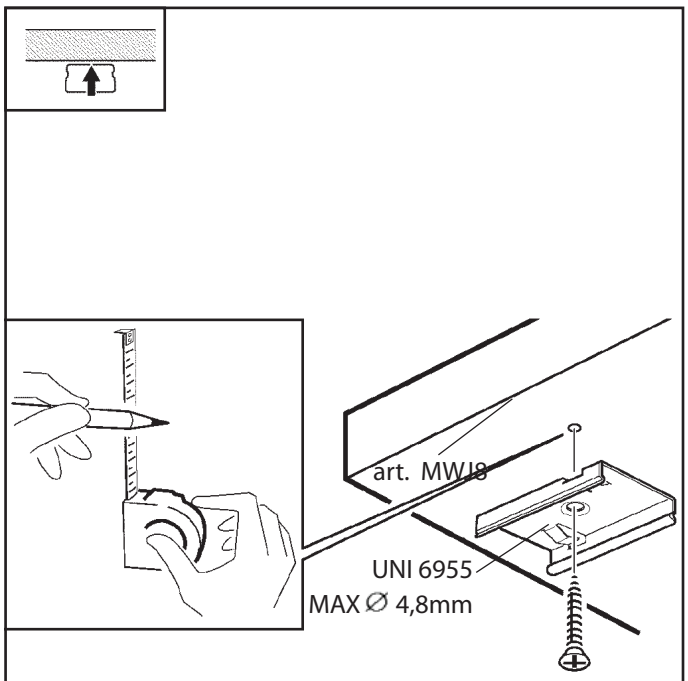
art. MWJ8
UNI 6955
MAX ∅ 4,8mm

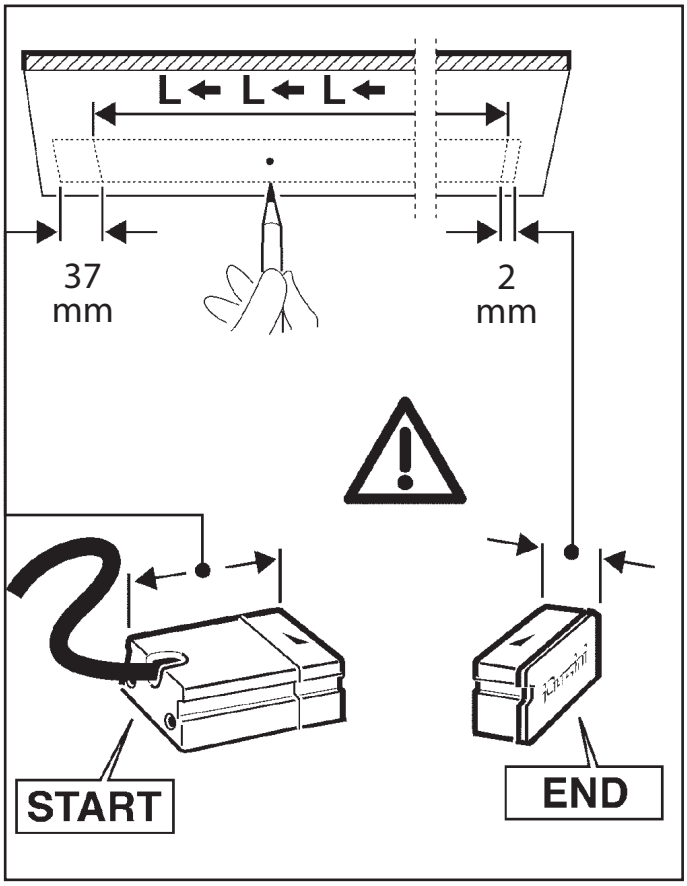
L ← L ← L ←
37 mm
2 mm
START
END

التمديدات الكهربائية

CABLAGGIO ELETTRICO
ELECTRIC WIRING
CABLAJE ELÉCTRICO

AR استعمل كبلات مضاعفة العزل عند التسليك الكهربائي.
تنبيه: تحقق من عدم تعرية الكبل بشكل زائد.

IT Per il cablaggio elettrico utilizzare cavi con doppio isolamento.
N.B.: Accertarsi che la sguainatura del cavo d'alimentazione non sia eccessiva.

EN Use cable with double insulation for the electric wiring.
N.B.: Make sure that the power supply cable is not excessively unscheathed.

ES Para el cableado eléctrico servirse de cables con doble aislamiento.
NOTA: Asegurarse que el cable de alimentaciòn no resulte excesivamente descubierto.

art MWK4 - MWK5
MWP3

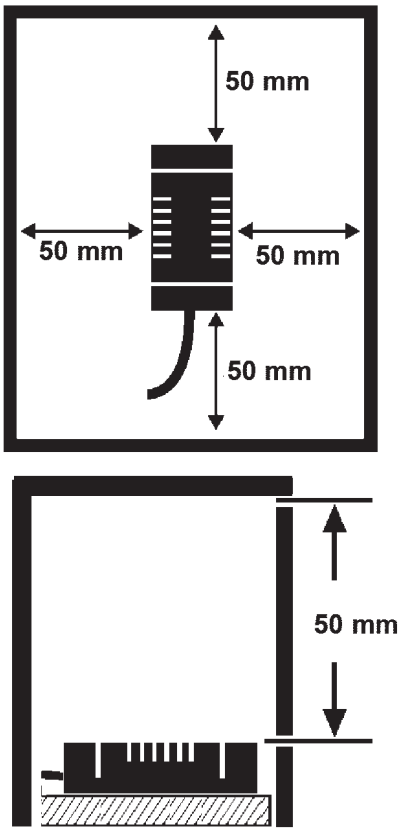

يتم ضمان عمل الجهاز بشكل جيد من خلال تأرجح قطبية التغذية الخارجة بنسبة% 2 ± مقارنة مع القيمة الاسمية.
AR
يتم ضمان احترام المعايير السائدة فقط من خلال استعمال مهايئات من صنع شركة iGuzzini (سلع MWK4/MWK5) أو ما يشابهها من نوع SELV المطابقة لمعايير مجموعة الدول الاوروبية C.E.I.

ي حالة استخدام برامج تشغيل مختلفة، اتصل بـ **iGuzzini** للحصول على كافة المعلومات الفنية الإضافية

IT Le prestazioni e la sicurezza dell'apparecchio sono garantite soltanto per oscillazioni della corrente del ±5% rispetto al valore nominale.
La conformità alla norma è garantita soltanto utilizzando trasformatori iGuzzini (art.: MWK4/MWK5) od equivalenti di tipo SELV che rispondano alle vigenti norme C.E.I.
Nel caso di utilizzo di driver diversi, per tutte le informazioni tecniche aggiuntive, contattare la iGuzzini

EN The performance level and safety of the lighting fixture are only guaranteed for oscillations of ±5% in the current, in relation to the nominal value.
Conformity with the standard is guaranteed only if either iGuzzini transformers (item code MWK4/MWK5) or equivalent SELV type transformers which comply with current C.E.I. regulations are used.
When using other drivers, contact iGuzzini for any additional technical information

ES Las prestaciones y la seguridad del aparato están garantizada solamente con oscilaciones de la corriente del ±5% respecto al valor nominal.
La conformidad a la norma se garantiza solamente con el uso de transformadores iGuzzini (art. MWK4/MWK5) o equivalentes de tipo SELV que cumplen las normas vigentes C.E.I.
Voor het gebruik van andere drivers dient u contact op te nemen met iGuzzini voor alle verdere technische informatie

5 ÷ 6 mm

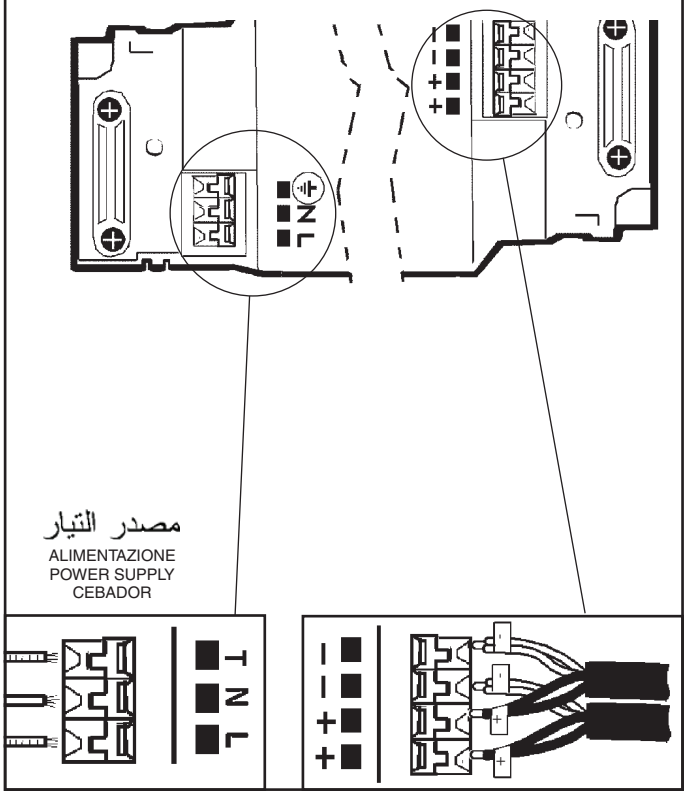

ART.	MAX [m] توصيل جماعي COLLEGAMENTO IN SERIE PARALLEL CONNECTION CONEXIÓN EN SERIE	MAX [m] مصدر التيار ALIMENTAZIONE POWER SUPPLY CEBADOR														
		MWK4	MWK5	9910	9911	9912	MWK4 + MWP3	MWK5 + MWP3	9910 + MWP3	9911 + MWP3	9912 + MWP3	MWK4 + 9639	MWK5 + 9639	9910 + 9639	9911 + 9639	9912 + 9639
M830 - M831 M832 - M833 M834 - M835 M836 - M837 M838 - M839 M840 - M841 M861 - M862 M863 - M864 M865 - M866 M867 - M868 M869 - M870 M871 - M872	6	11	15	15	20	40	11	15	20	40	40	/	/	/	/	/
M846 - M847 M848 - M849 M850 - M851 M852 - M853 M854 - M855 M856 - M857 M858 - M859 M860 - M877 M878 - M879 M880 - M881 M882 - M883 M884 - M885 M886 - M887 M888 - M889 M890 - M891	2	2	3	3	4	10	2	3	3	4	10	/	/	/	/	/
M842 - M843 M844 - M845 M873 - M874 M875 - M876	2	/	/	/	/	/	/	/	/	/	/	5	7	7	10	20

DALI ⚠

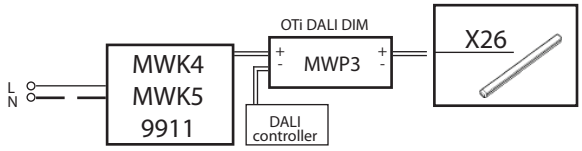

TOUCH DIM ⚠

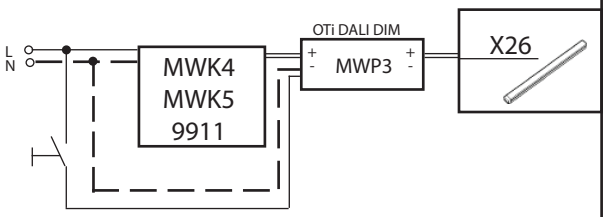

DALI ⚠

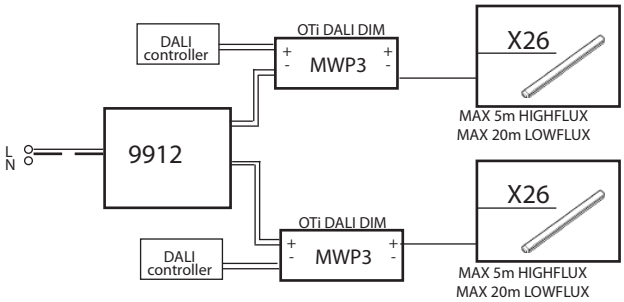

TOUCH DIM ⚠

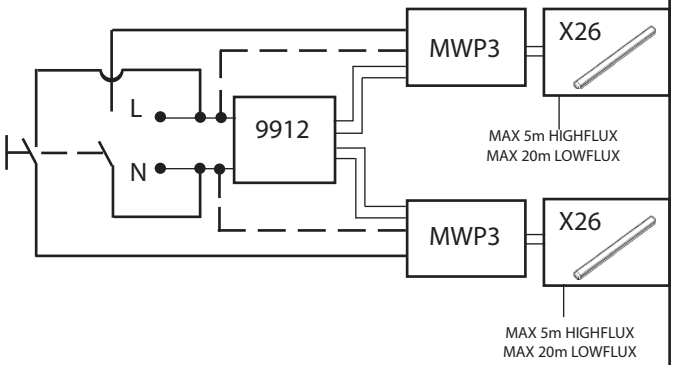

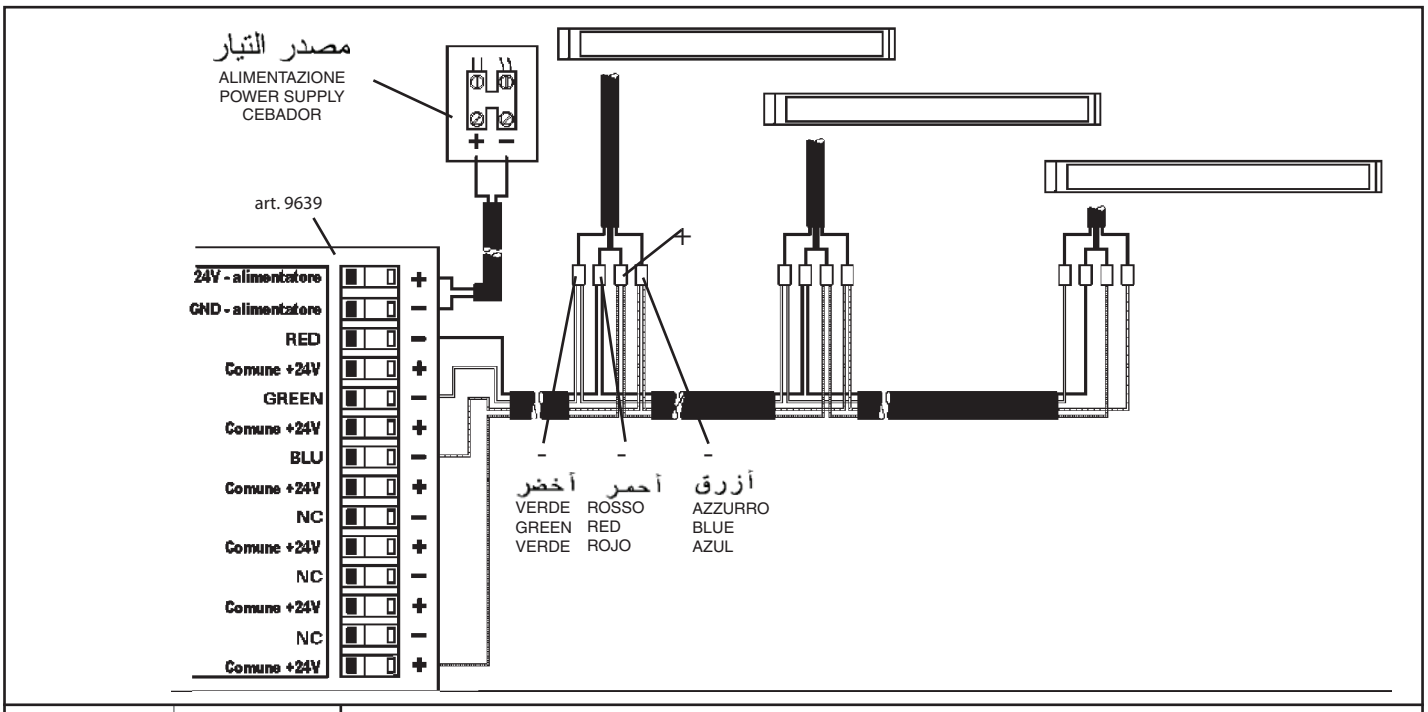

ART	Ampere/m [A]
M830-M831-M832 M833-M834-M835 M836-M837-M838 M839-M840-M841 M861-M862-M863 M864-M865-M866 M867-M868-M869 M870-M871-M872	0.2
M846-M851-M856 M877-M882-M887	1.4
M847-M848-M849 M850-M852-M853 M854-M855-M857 M858-M859-M860 M878-M879-M880 M881-M883-M884 M885-M886-M888 M889-M890-M891	0.75
M842-M843-M844 M845-M873-M874 M875-M876	0.35 Max

$$L = \frac{25 \times S}{A \times m}$$

S = Sezione cavo in Rame [mm ^2]
A = Ampere/m
m = Metri totali collegati alla Linea

S= Copper cable section [mm ^2]
A= Ampere/m
m= Total metres connected to the line

S= Sección cable de cobre [mm ^2]
A= Ampere/m
m= Metros totales conectados a la línea

S = مقطع كبل من النحاس [mm ^2]
A = أمير/متر
M = مجموع الأمتار الموصولة بالخط

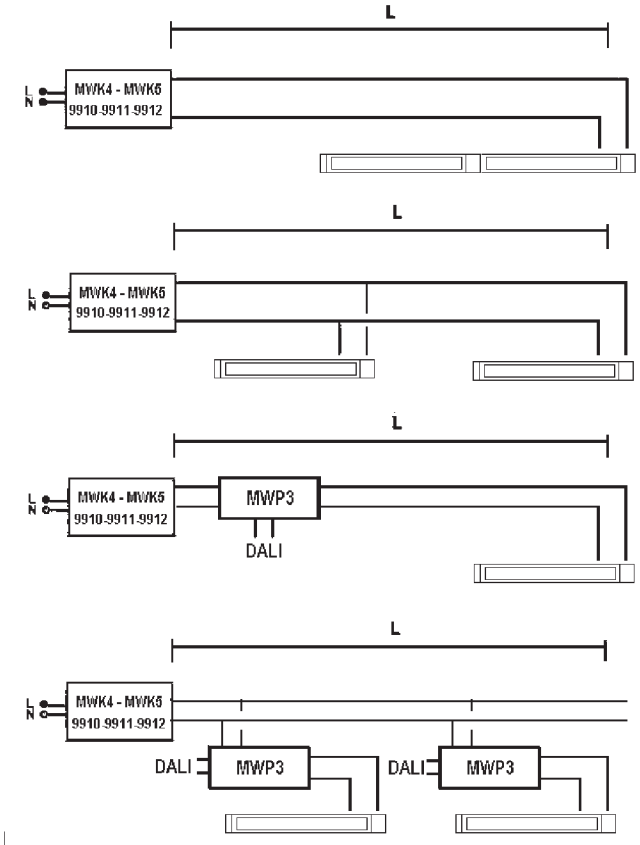

ART. M842-M843-M844-M845
M873-M874-M875-M876

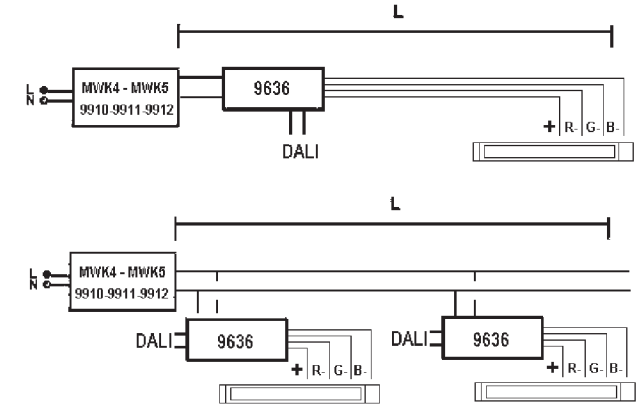

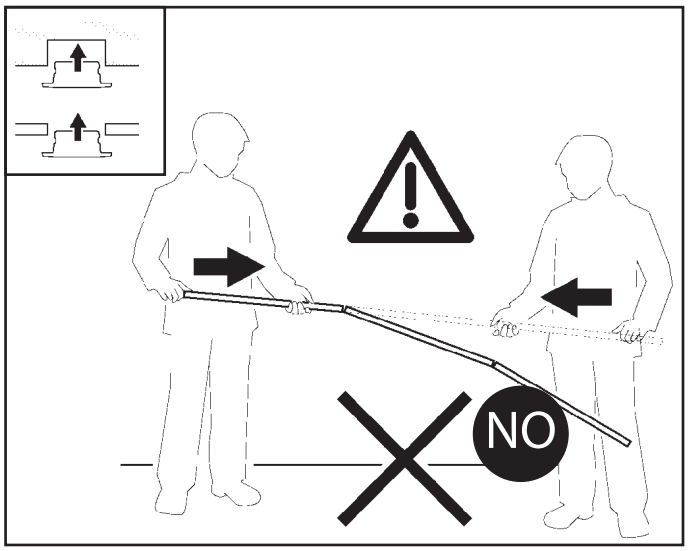

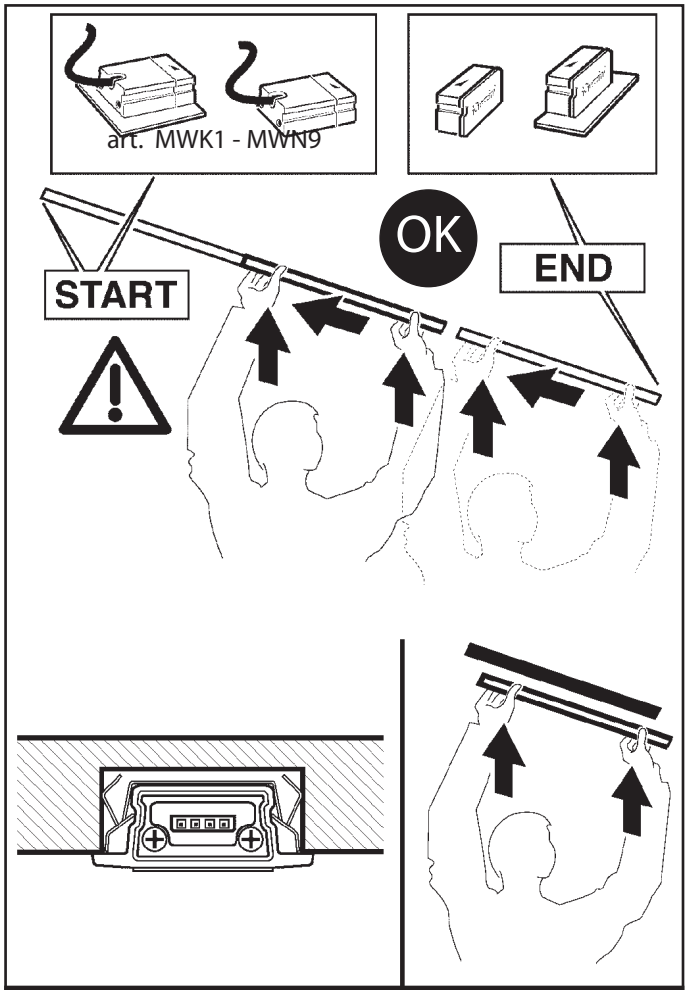

MWK3

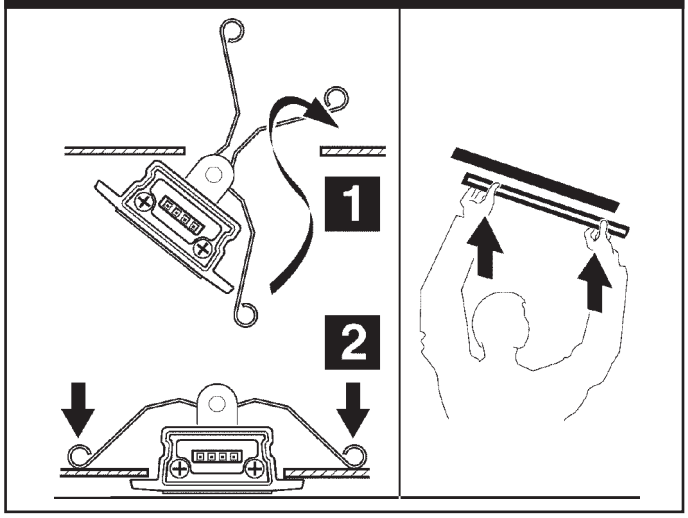

MWJ4

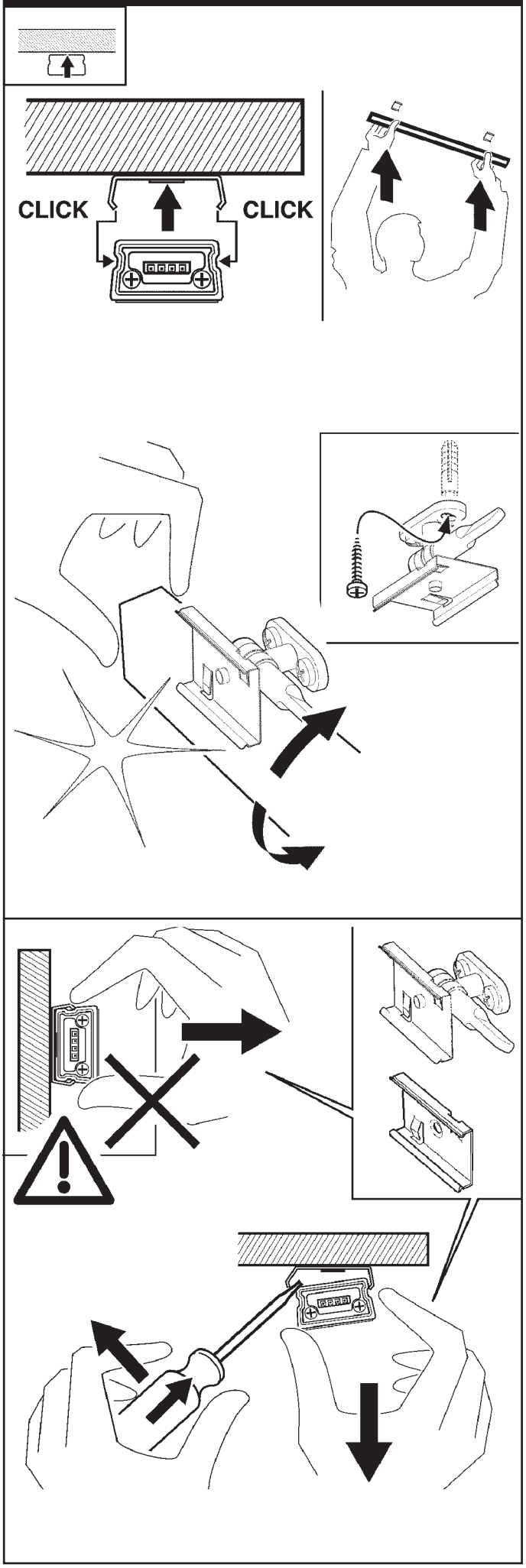

MWJ5 - MWJ6

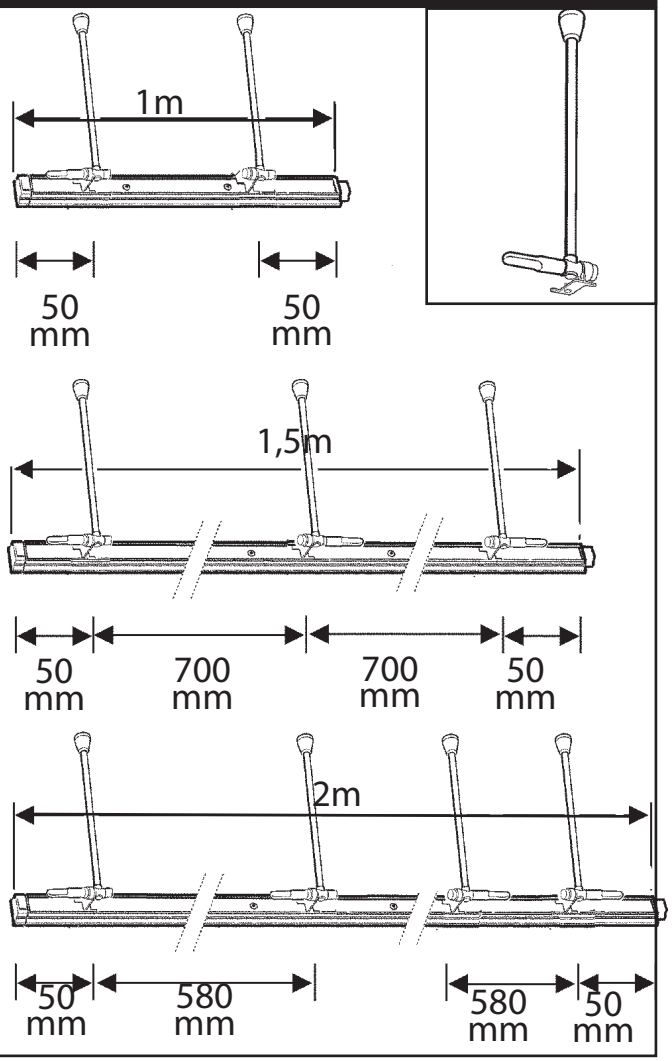

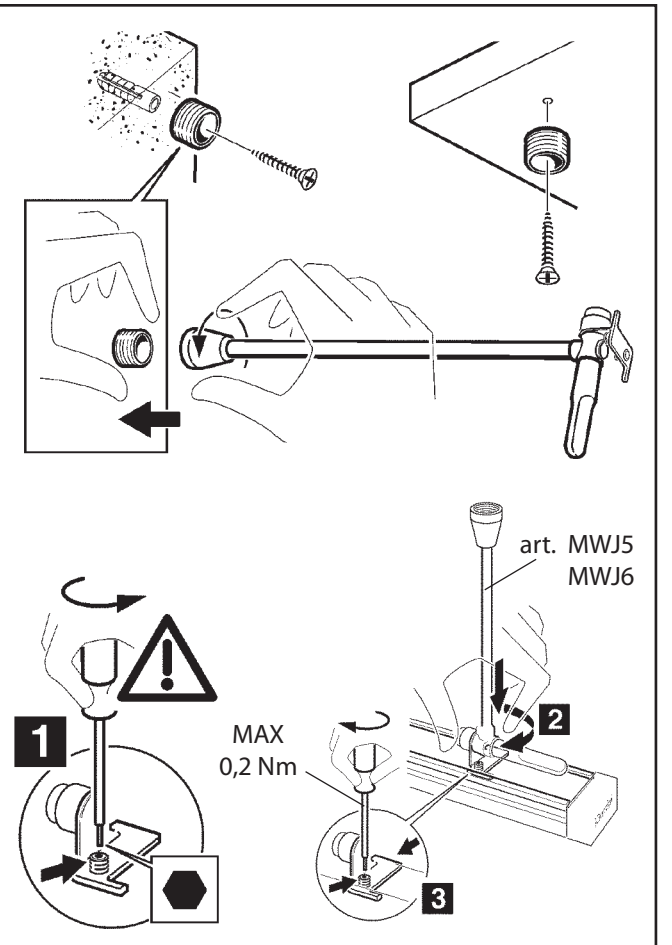

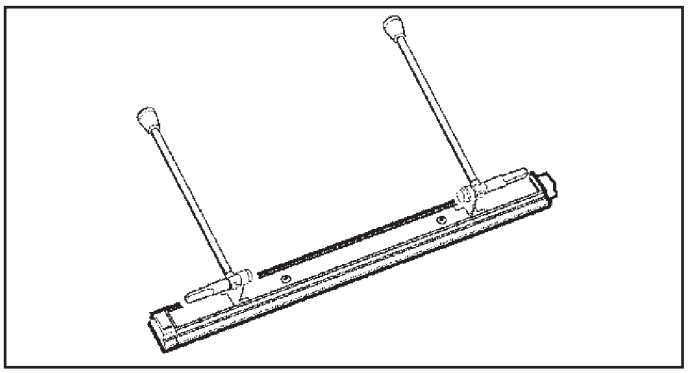

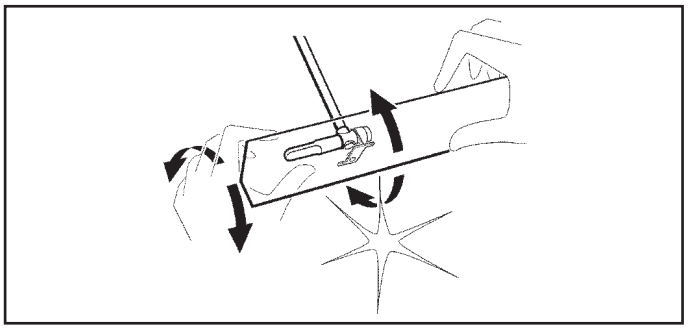

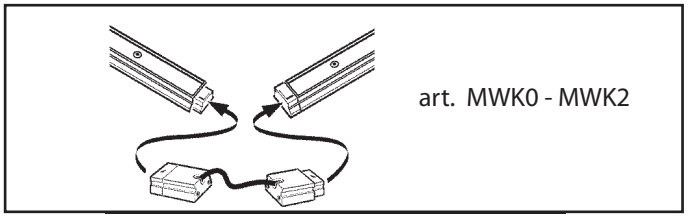

استبدال الضوء LED

SOSTITUZIONE DEL LED
REPLACING THE LED
REEMPLAZO DEL LED

AR **تنبيه: لاستبدال الضوء اتصل بشركة** iGuzzini .

IT **N.B.:** Per la sostituzione del LED contattare l'azienda iGuzzini.

EN **N.B.:** For information on LED replacement please contact iGuzzini.

ES **NOTA:** Para sustituir el LED llame a la empresa iGuzzini.

AR ملاحظة: للقيام بعملية التنظيف لا تستخدموا مواد مزيلة او منظفة. استخدموا فقط قطعة قماش ناعمة مع ماء

IT ***N.B.:*** *Per l'eventuale pulizia dei diffusori non utilizzare solventi, usare esclusivamente panni morbidi ed acqua.*

EN ***N.B.:*** *Do not use solvents to clean the diffusers; use only soft cloths and water.*

ES ***NOTA:*** *Para limpieza eventual de los difusores, no usar solventes, sino exclusivamente paños suaves humedecidos con agua.*

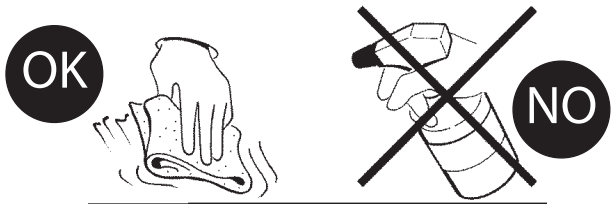

Headquarters iGuzzini illuminazione spa
via Mariano Guzzini, 37 - 62019 Recanati Italy